



Watershed Area Regional Program Progress Report Lower San Gabriel River - DRAFT

In November 2018, voters passed Measure W, which led to the creation of the Safe, Clean Water (SCW) Program. This visionary initiative aims to increase Los Angeles County's local water supply, improve water quality, and enhance communities through strategic investments in multi-benefit stormwater capture projects and programs. The SCW Regional Program nine Watershed Area Steering Committees (WASCs) annually develop Stormwater Investment Plan (SIPs), which are five (5) year plans that recommend funding allocations for projects, project concepts, and scientific studies (Projects and Studies) in the Infrastructure, Technical Resources, and Scientific Studies Programs, respectively. The SCW Program Watershed Area Regional Program Progress (WARPP) Report is an annual progress report of each Watershed Area's funded Projects and Studies. This WARPP Report describes the progress of Projects and Studies funded Fiscal Years 2020-2021 (FY20-21) and 2021-2022 (FY21-22), which are the first 2 years of the SCW Program. Refer to section 2 of this report for a summary of the Regional Program process.

The purpose of the WARPP Report is to summarize how the implementation of previous Lower San Gabriel River SIPs (FY20-21 and FY21-22) has led to the achievement of SCW Program Goals. The SCW Program is in its early years and most of the funded Projects have not completed construction to realize anticipated benefits. Instead, this WARPP Report will focus on anticipated benefits proposed by funded Projects and Studies. Note Project and Studies in the FY22-23 SIP and recommended FY23-24 SIP are in progress and progress reports have not been completed or reviewed by the WASCs. Expenditures, metrics and progress for projects in the FY22-23 SIP and recommended FY23-24 SIP will be reported in the Regional Program Annual Report of progress, due December 31, 2023 and December 31, 2024, respectively, and will be summarized in subsequent WARPP Report after submitted Annual Reports become available. Refer to Section 2 for Regional Program reporting timeline. For more details on Project and Study benefits, metrics, expenditures, and progress, please refer to the following links:

- Approved SIP FY20-21: https://safecleanwaterla.org/wp-content/uploads/2020/05/SIP-Cover-letter-LSGR_FINAL-1.pdf
- Approved SIP FY21-22: <https://safecleanwaterla.org/wp-content/uploads/2021/09/SIP-ROC-Transmittal-LSGR-Final.pdf>
- Approved SIP FY22-23: <https://safecleanwaterla.org/wp-content/uploads/2022/06/SIP-ROC-Transmittal-LSGR-FINAL.pdf>
- Recommended SIP FY23-24: <https://safecleanwaterla.org/wp-content/uploads/2023/04/SIP-ROC-Transmittal-LSGR.pdf>
- SIP Board Letters: <https://safecleanwaterla.org/resources/documents-board-actions/>
- SIP Programming Tool: <https://portal.safecleanwaterla.org/sip-tool/>
- Quarterly and Annual Reports: <https://portal.safecleanwaterla.org/scw-reporting/dashboard>

Safe, Clean Water Program

Fiscal Years 2020-2022

Regional Program Progress Report



The following sections include details regarding the WARPP Report:

Contents

1	Summary of Funded Projects and Studies	2
2	Regional Program Process	3
3	Achievement of Safe, Clean Water Program Goals	5
4	Adaptive Management	13

1 Summary of Funded Projects and Studies

The Lower San Gabriel River (LSGR) Watershed Area receives approximately \$16.7M in annual Regional Program funds. To date, the SCW Program has collected \$49,548,156 and is projected to collect nearly \$117M through FY26-27 for the LSGR Watershed Area.

For FY20-21, 7 Infrastructure Program Project, 0 Technical Resources Program Project concepts, and 0 Scientific Studies were approved in the SIP. For FY21-22, 2 Infrastructure Program Project, 1 Technical Resources Program Project concept, and 1 Scientific Study were approved in the SIP. For FY22-23, 3 Infrastructure Program Projects, 0 Technical Resources Program Project concepts, and 2 Scientific Studies were approved in the SIP. Below is a summary of the total funding allocated by program and year.

Funding Program	No. of Projects, Concepts, Studies	Total SCW Funding Budgeted & Projected through FY27-28	Total Projected Leveraged Funds	Projected SCW Funding benefitting Disadvantaged Communities
Infrastructure	12	\$71,649,107.00	\$61,596,600.00	\$61,202,227.00
Projects Approved SIP FY20-21	7	\$50,443,905.00	\$54,100,000.00	\$39,997,025.00
Projects Approved SIP FY21-22	2	\$4,549,987.00	\$5,600,000.00	\$4,549,987.00
Projects Approved SIP FY22-23	3	\$16,655,215.00	\$1,896,600.00	\$16,655,215.00
Scientific Studies	3	\$552,751.50	N/A	N/A
Studies Approved SIP FY20-21	0	\$0.00	N/A	N/A
Studies Approved SIP FY21-22	1	\$75,000	N/A	N/A
Studies Approved SIP FTY22-23	2	\$477,751.50	N/A	N/A
Technical Resources	1	\$1,700,000.00	N/A	N/A
Watershed Coordinators	N/A	\$1,400,000.00	N/A	N/A
Concepts Approved SIP FY20-21	0	\$0.00	N/A	N/A

Safe, Clean Water Program

Fiscal Years 2020-2022

Regional Program Progress Report



Concepts Approved SIP FY21-22	1	\$300,000.00	N/A	N/A
Concepts Approved SIP FY22-23	0	\$0.00	N/A	N/A
Grand Total	16	\$73,901,858.50	\$61,596,600.00	\$61,202,277.00

The suite of 12 funded Infrastructure Program Projects represents over \$71M invested through FY26-27 and has the following anticipated benefits:

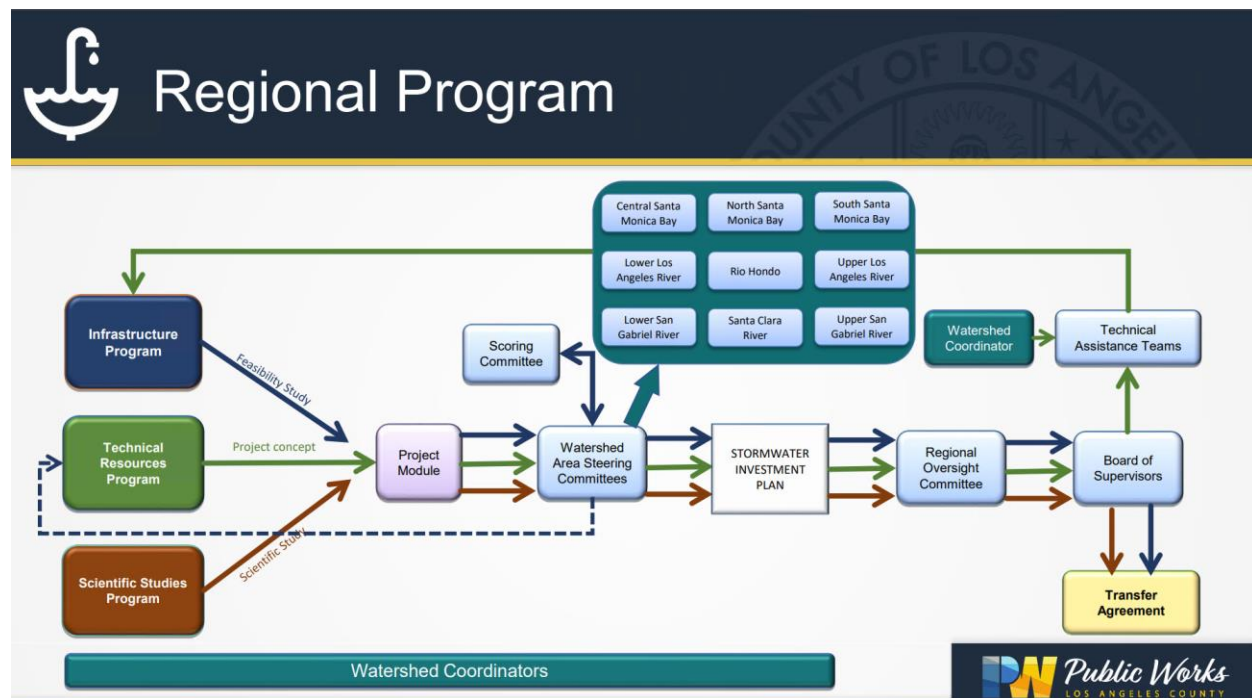
- 31,269 acres of area managed through stormwater capture best management practices.
- \$61M investment in projects benefiting Disadvantaged Communities (DAC).
- 158 acre-feet of increased water quality treatment capacity for stormwater runoff.
- 4,260 acre-feet of increased local water supply annually on average.
- 4 acres of impervious area removed, reducing concentrated stormwater flows and pollution runoff from impermeable surfaces. Reducing hardscape and increasing greenspace can also reduce the urban heat island effect and increase opportunities for community activities.
- \$61M in leveraging other funding sources to complete the projects.
- Reduction of numerous pollutants in waterways and the prioritization of projects that contribute to Municipal Separate Storm Sewer System (MS4) Permit compliance for stormwater discharges and water quality.

For FY23-24, 5 Infrastructure Program Projects, 0 Technical Resources Program Project concepts, and 2 Scientific Studies were recommended in the SIP. The SIP is scheduled to be on the Los Angeles County Board of Supervisors (Board of Supervisors) Agenda for final approval on August 8, 2023. For more details and projected benefits, refer to the links on page 1.



2 Regional Program Process

This section summarizes the selection process on how Projects and Studies get incorporated into a SIP and the reporting requirements of the SCW Program Regional Program.



1. Applicants may apply during each Call for Projects (August 1 – July 31 the following year): <https://safecleanwaterla.org/call-for-projects/>
2. The Scoring Committee, one of three types of SCW Program governance committees, reviews and scores Infrastructure Program project applications, including the required Feasibility Study: <https://safecleanwaterla.org/scoring-committee/>. Applicants who submit complete applications are invited to present their projects, concepts, or studies to the appropriate WASC (LSGR), followed by a questions and answers period. WASCs deliberate on which projects, concepts, and/or scientific studies to include in a recommended SIP. See WASC webpage for meeting information: <https://safecleanwaterla.org/lower-san-gabriel-river-watershed-area/>
3. The Regional Oversight Committee (ROC) reviews the WASC’s recommended SIP and provides recommendations to the Board of Supervisors. See ROC webpage for meetings information: <https://safecleanwaterla.org/regional-oversight-committee/>
4. Board of Supervisors reviews SIPs and recommendations from the ROC and has the authority to approve the recommended SIPs. See webpage for Board actions related to the SCW Program: <https://safecleanwaterla.org/resources/documents-board-actions/>
5. Fund Transfer Agreement is executed and SCW funds are disbursed to project developers. See Regional Program Funding Process Handbook for more information:

Safe, Clean Water Program

Fiscal Years 2020-2022

Regional Program Progress Report



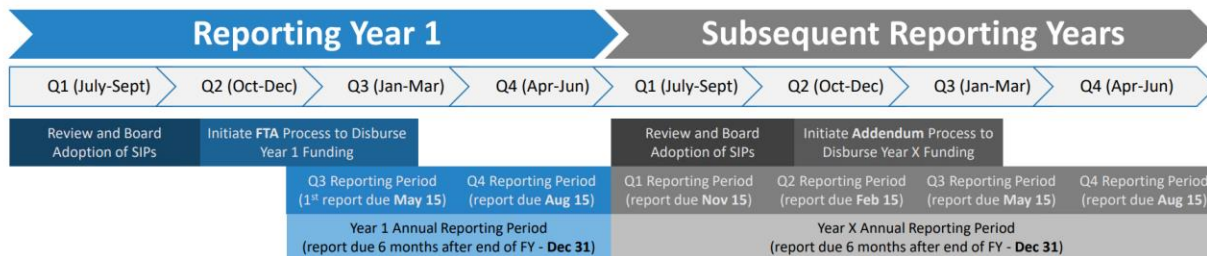
<https://safecleanwaterla.org/wp-content/uploads/2023/04/SCWP-Regional-Program-Funding-Process-2023-April.pdf>

6. Project developers of newly funded projects and studies start reporting in Fiscal Year Quarter 3 (January to March), the following year after SIP approval, and continue reporting on a quarterly and annual basis until the funded activity is complete. See below for more information:
 - SCW Dashboard: <https://portal.safecleanwaterla.org/scw-reporting/dashboard>
 - Reporting and audit requirements: <https://safecleanwaterla.org/reporting-and-audits/>
 - See Regional Program Reporting timeline below: <https://safecleanwaterla.org/wp-content/uploads/2023/01/SCW-Reporting-Timeline-20230123.pdf>



Regional Program Reporting Timeline

Infrastructure Program Project Developers and Scientific Study Developers shall prepare quarterly and annual progress/expenditure reports per Implementation Ordinance 18.07.F.3. Reporting should be submitted via the [SCW Reporting Module](#).



- Scope of Work to execute the Fund Transfer Agreement (FTA) is due 45 days after Board approval of the Stormwater Investment Plan (SIP) (refer to [Sample Transfer Agreement](#) for reference)
- Audit due **9-months** after Activity Completion
 - Additional interim audits **every 3-years** at the discretion of the District
- Funds lapse after **5 years** from the end of the FY in which the funds are transferred
 - A 12-month extension can be requested it is received no later than 3 months before funds lapse
- The District on behalf of the WASC will prepare Watershed Area Regional Program Progress (WARPP) Reports due annually (6-months after Annual Reports - **June 30**)
 - Covers Infrastructure Program, Technical Resources Program, Scientific Studies Programs for the Watershed Area

7. *Applicable only to project concepts being developed through the Technical Resource Program:* Technical Assistance Teams are formed to develop Feasibility Studies on behalf of an applicant (project lead). Once Feasibility Studies are completed, the project lead may apply to the Infrastructure Program for funding during a future Call for Projects. Refer to steps 1 to 6 above in this section.

3 Achievement of Safe, Clean Water Program Goals

[Los Angeles County Flood Control District \(LACFCD\) Code Chapter 18.04 \(Ch18.04\)](#) identifies the 14 goals of the SCW Program. The following sections summarize how the SIPs support progress towards these goals.

Safe, Clean Water Program

Fiscal Years 2020-2022

Regional Program Progress Report



3.1 Infrastructure Program

3.1.1 Projects Statuses & Phases

Below is a summary of statuses for the suite of 9 funded Infrastructure Program Projects for FY20-21 and FY21-22:

- 5 projects are in planning or design phase
- 1 project is in bid/award or construction phase
- 3 projects have completed construction or are undergoing operation and maintenance (O&M)

3.1.2 Funding and Expenditures

Below is a summary of expenditures for the funded suite of 9 Infrastructure Program Projects for FY20-21 and FY21-22 SIPs:

Funding Year	Total SCW Funds Awarded up to 12/31/2022	Total SCW Expenditures up to 12/31/2022	Total Cost Share Expenditures up to 12/31/2022
FY20-21	\$28,208,934.00	\$3,299,849.95	\$5,961,522.19
FY21-22	\$4,549,987.00	\$170,161.22	\$0.00
Grand Total	\$32,758,921.00	\$3,470,011.17	\$5,961,522.19

Refer to this Watershed Area’s quarterly reports on the SCW Dashboard & SIP transmittals for additional details.

3.1.3 Projects Benefits

The Scoring Committee evaluated the purported benefits of each eligible project using the Project Scoring Criteria in the Feasibility Study Guidelines, which includes the following benefit categories: Water Quality, Water Supply, Community Investment, Nature-Based Solutions, and Leveraging Funds and Community Support. The web plot below shows the overall scoring category distribution of the 9 Infrastructure Program Projects included in the FY20-21 and FY21-22 SIPs. The web plot graphically demonstrates that projects, collectively, scored the highest in the Water Quality and Nature Based Solutions benefit categories.

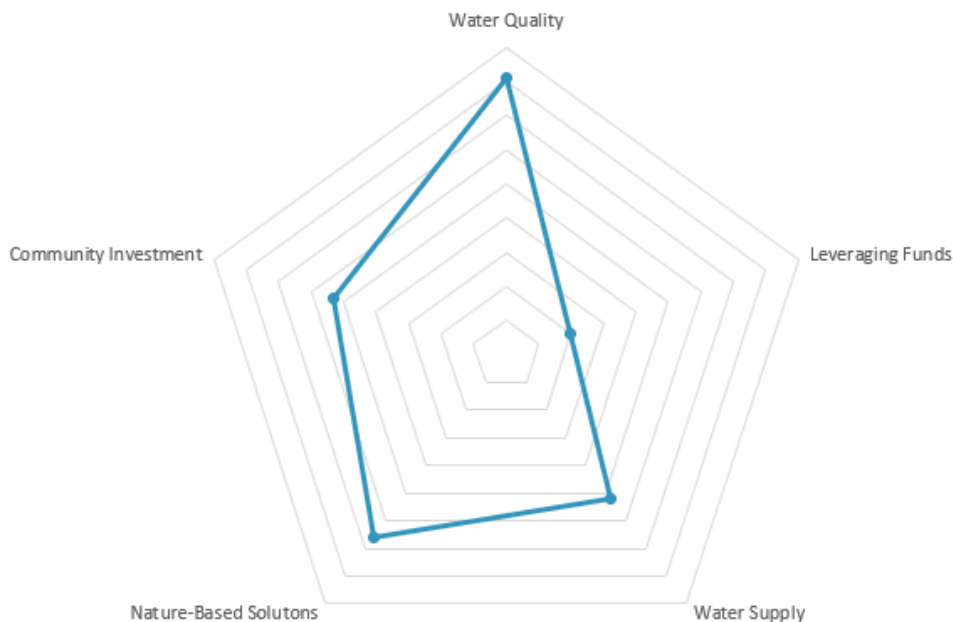
Safe, Clean Water Program

Fiscal Years 2020-2022

Regional Program Progress Report



Overall Scoring Category Distribution



Compliant with LACFCD Code Ch18.04.E, the tables and “raindrop” graphics below summarize the information collected in the online projects module and project applications for the funded Infrastructure Program (IP) Projects. The numbers in the raindrops represent the number of IP Projects providing the listed benefit.

Below is a summary of the estimated proposed aggregate benefits to date of funded Projects.

Area Managed by Projects (acres)	27,795
Project Storage Capacity (acre-feet)	123
Annual Average Stormwater Capture (acre-feet)	4,024
Dry Weather Inflow to Projects (cubic feet per sec)	41
Impervious Area Removed (acres)	2

3.1.3.1 Water Quality

Compliant with LACFCD Code Ch18.04.A, below is a summary of the number of FY20-21 and FY21-22 IP Projects that achieve SCW Program Goals for Water Quality.

BMP Type	Number of IP Projects
Wet	5
Infiltration Facility	2
Treatment Facility	3
BMP Type	Number of IP Projects
Dry	4

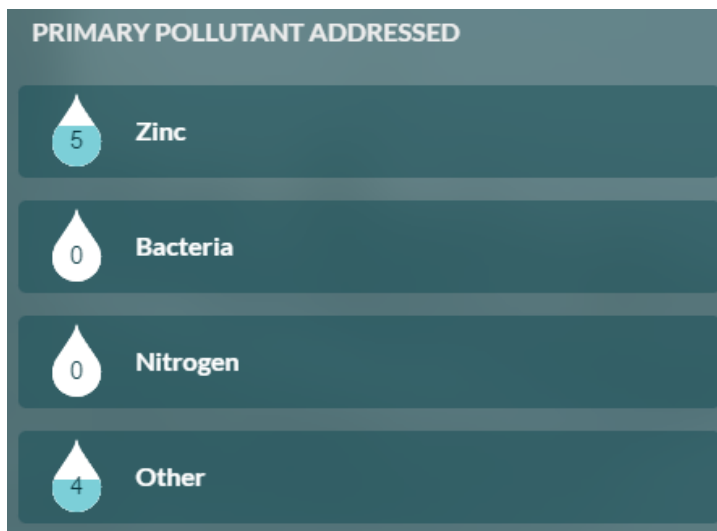
Safe, Clean Water Program

Fiscal Years 2020-2022

Regional Program Progress Report



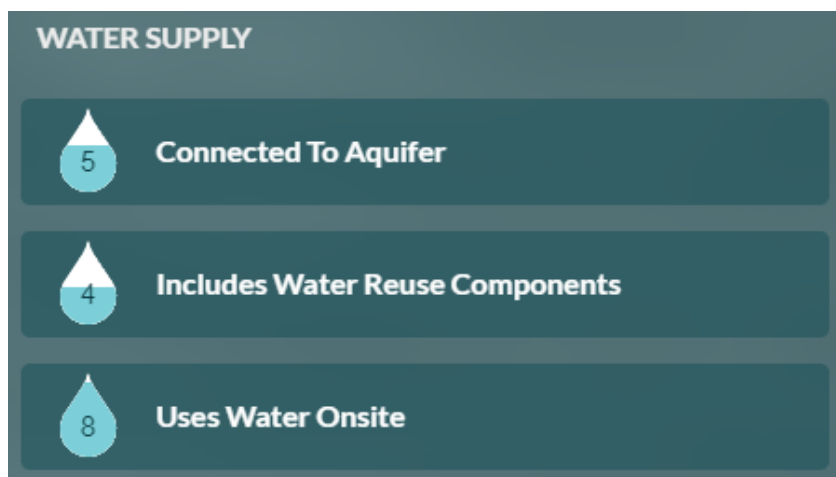
Diversion to Sanitary Sewer	1
Infiltration Facility	1
Treatment Facility	2



*Note Primary Pollutant Addressed does not apply to Dry Weather Projects. Therefore, Dry Weather Projects, Copper, Lead, Toxics, Phosphorus, and Chlorides are included in the “other” category.

3.1.3.2 Water Supply

Compliant with LACFCD Code Ch18.04.B, below is a summary of the number of FY20-21 and FY21-22 IP Projects that achieve SCW Program Goals for Water Supply.



Safe, Clean Water Program

Fiscal Years 2020-2022

Regional Program Progress Report



3.1.3.3 Community Benefits

Compliant with LACFCD Code Ch18.04.C, below is a summary of the number of FY20-21 and FY21-22 IP Projects that achieve SCW Program Goals for Community Benefits.



3.1.3.4 Disadvantaged Communities (DAC) Benefits

Compliant with LACFCD Code Ch18.04.J and Ch18.07.B.2.c. Based on the total Infrastructure Program funding allocations for the SIP and the ratio of the DAC population to the total population in each Watershed Area, funding for Projects that provide DAC benefits over the 5-year SIP shall not be less than the value shown below. Below is an overview of Funding Allocated for DACs from FY21-26, including projects from FY20-21 and FY21-22 SIPs.

DISADVANTAGED COMMUNITY (DAC) ALLOCATION	
Required DAC Ratio	20%
Required Funding for DACs FY21-26 (110%)	\$10,545,326
Funding Allocated for DACs FY21-26	\$38,533,787

Safe, Clean Water Program

Fiscal Years 2020-2022

Regional Program Progress Report



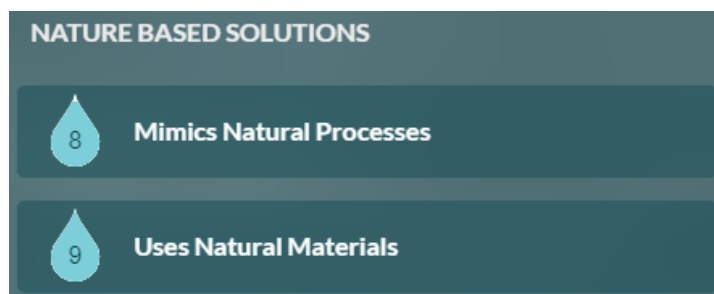
Note: The total and DAC populations were based on the 2016 US Census and will be updated periodically.

* These figures are based on the 2016 US Census and will be updated periodically.

Total Number of IP Projects benefitting DAC	Projected SCW Funding benefitting DACs FY20-26	Total SCW Funds benefitting DAC Awarded to Date	Total SCW Expenditures Benefitting DAC to 12/31/2022
8	81%	83.3%	7.8%

3.1.3.5 Nature-Based Solutions

Compliant with LACFCD Code Ch18.04.F and Ch18.07.B.2.f, below is a summary of the number of FY20-21 and FY21-22 IP Projects that implement Nature-Based Solutions.



3.1.4 Other Benefits

Benefits to Municipalities: Compliant with LACFCD Code Ch18.04.K, the current number of FY20-21 and FY21-22 IP Projects located in the Municipalities within the LSGR Watershed Area is shown in the below table.

Municipality	Number of IP Projects located within Municipality
Artesia	1
Bellflower	2
Cerritos	1
Lakewood	2
Long Beach	2
Norwalk	2
Santa Fe Springs	1
Unincorporated	1
Whittier	1

Safe, Clean Water Program

Fiscal Years 2020-2022

Regional Program Progress Report



3.2 Scientific Studies

Compliant with LACFCD Code Ch18.04.I and Ch18.07.E, the Scientific Studies Program is part of the SCW Regional Program and provides funding for activities such as scientific studies, technical studies, monitoring, and modeling. Below is a summary of expenditures for the funded 1 Study included in the FY20-21 and FY21-22 SIPs.

Funding Year	SCW Funds Awarded to Date	Total SCW Expenditures to Date
FY20-21	\$0.00	\$0.00
FY21-22	\$75,000.00	\$72,272.09
Grand Total	\$75,000.00	\$72,272.09

The table below represents the number of Scientific Studies approved in the LSGR FY20-21 and FY21-22 SIPs that were also approved in SIPs across other Watershed Areas.

Lower Los Angeles River
1

3.3 Technical Resources Program

Compliant with LACFCD Code Ch18.07.D, the purpose of the Technical Resources Program (TRP) is to provide technical resources to project leads such as community groups, municipalities, and individuals for the development of Feasibility Studies through support from Technical Assistance Teams (TAT) and coordinators providing technical assistance, outreach and education.

Below is a summary of Project concepts included in the FY20-21 and FY21-22 SIPs.

Funding Years	SCW Funds Awarded to Date
FY20-22	\$300,000

Status of TRP	Number of TRP project concepts
Complete	0
In Progress	1
Submitted to IP	0
Funded as IP	0

Safe, Clean Water Program

Fiscal Years 2020-2022

Regional Program Progress Report



From the above, “Completed” refers to TRPs concepts that were funded and developed, by a TAT, into a completed Feasibility Study; “In Progress” denotes that a Feasibility Study is currently being developed by a TAT; “Submitted to IP” refers to completed Feasibility Studies that were submitted for IP funding consideration; and “Funded as IP” refers to projects that successfully went through the TRP Feasibility Study development process and were awarded IP funding.

3.3.1 Watershed Coordinator Program

The Technical Resources Program provides Watershed Coordinators to educate and build capacity in communities and to facilitate community and stakeholder engagement with the SCW Program. The LSGR WASC funds 1 Watershed Coordinator (OhanaVets). The Watershed Coordinator began work in April 2021. To date, they’ve hosted 6 education events and 10 engagement events across the watershed area and have directly reached over 390 people.

Watershed Coordinator progress presentations and reports may be reviewed on the LSGR WASC webpage (<https://safecleanwaterla.org/lower-san-gabriel-river-watershed-area/>). The most recent updated Strategic Outreach and Engagement Plan for 2022-2023 may be viewed [here](#). The Watershed Coordinator FY21-22 Annual Report may be viewed [here](#) and the FY22-23 Annual Report may be viewed [here](#).

Highlights

“The OhanaVets Team has developed, constructed, and placed into service our educational demonstration trailer for use at educational events. It’s an interactive experience that educates the public on watersheds, how the water supply gets contaminated, and how nature-based solutions can both clean stormwater runoff and enhance the local community aesthetics vs concrete drains and runoffs. The trailer is used to make connections and have conversations with community residents, local public officials, and other stakeholders interested in water quality for the event area. Surveys and sign-up flyers are included at these events to expand our strategic outreach of engaging more of the community in water quality issues and how to get involved with the Safe Clean Water Program.”

-Watershed Coordinator Kekoa Anderson (OhanaVets)

Below is a summary of Watershed Coordinator Expenditures in the FY20-21 and FY21-22 SIPs.

Funding Years	SCW Funds Awarded to Date
FY20-22	\$400,000

Safe, Clean Water Program

Fiscal Years 2020-2022

Regional Program Progress Report



4 Adaptive Management

The SCW Program will continue to evolve as it adapts to the needs of the communities it serves to effectively advance the Regional Program while refining guidance, processes, and tools that will further maximize SCW Program Goals, demonstrate/report on SCW Program Goals and metrics, and facilitating enhanced long-term planning. The Regional Program investments to date address the urgent and growing needs in our communities and in our region. More than ever, investments in creative and innovative solutions are now being made for a resilient future. Overall, the SCW Program Goals are being achieved, and the Program is implementing a variety of multi-benefit infrastructure projects that improve water quality, increase local water supply, enhance communities, and improve public health.

4.1 Adaptive Management to Date

To ensure adaptive management, the WASC shall review quarterly progress and expenditure reports and the annual summary reports to evaluate whether the schedules, budgets, scopes, and expected benefits have significantly changed and remain consistent with the SCW Program Goals. Programs and Projects that are over budget or behind schedule, or that demonstrate reduced or revised scope of benefits, may be adjusted or removed from future SIPs.

As part of the ongoing adaptive management of the SCW Program, the District has refined processes, tools and has developed iterative guidance materials including, but not limited to, the items listed below. Please refer to the [Project Portal \(https://portal.safecleanwaterla.org/scw-reporting/map\)](https://portal.safecleanwaterla.org/scw-reporting/map), Regional Program webpage (<https://safecleanwaterla.org/regional-program-2/>), and the WASC webpage on the [Safe, Clean Water website \(www.safecleanwaterla.org\)](http://www.safecleanwaterla.org) for details.

- Watershed Area Steering Committee Operating Guidelines (<https://safecleanwaterla.org/wp-content/uploads/2019/09/Regional-Program-WASC-Operating-Guidelines-20190924-FINAL.pdf>)
- Guidelines for public participation and public comments during Governance Committee in-person or virtual meetings (<https://safecleanwaterla.org/video-conference-guidelines/>)
- Guidance for project applicants, including but not limited to, project applications, factsheets, and information sessions
 - Call for Projects Information Sessions (<https://safecleanwaterla.org/call-for-projects/>)
- Regional Program Funding Process Handbook (<https://safecleanwaterla.org/wp-content/uploads/2020/01/Handbook-20191007-1630.pdf>)
- Reporting Module for Project Developers to submit progress reports (<https://portal.safecleanwaterla.org/reporting/>)
- Safe Clean Water Spatial Data Library (<https://stantec.maps.arcgis.com/apps/webappviewer/index.html?id=35df45808fe6470a8eff1075967c2156>)
 - WASCs utilize the SCW GIS Maps to help assess multi-benefit projects across the watershed area to aid in development of SIPs
- SIP Programming Tool (<https://portal.safecleanwaterla.org/sip-tool/>)
- Preliminary Committee Member rankings of projects for discussion purposes, as applicable

Safe, Clean Water Program

Fiscal Years 2020-2022

Regional Program Progress Report



- Anticipated future SCW applications/funding request for construction costs from projects being awarded design SCW funds
- Program Guidance (<https://safecleanwaterla.org/2022-interim-guidance/>)
 - Programming of Nature-Based Solutions
 - Implementing Disadvantaged Community Policies in the Regional Program
 - Strengthening Community Engagement and Support
 - Water Supply
 - Alternate Water Supply Scoring Pilot for FY24-25 Call for Projects
- Partial Funding Guidelines
 - <https://safecleanwaterla.org/wp-content/uploads/2022/05/Partial-Funding-Guidelines-20220216.pdf>
- LSGR WASC's Project Prioritization Criteria, in collaboration with the WASC, Watershed Coordinator, and the District, developed to facilitate prioritization of projects to be recommended in future SIPs
 - <https://safecleanwaterla.org/wp-content/uploads/2023/02/FINAL-LSGR-WASC-Prioritization-Criteria-Feb-2023.pdf>

4.2 Ongoing and Future Adaptive Management

Compliant with LACFCD Code Ch18.04.L, the progress reports and audits submitted by project developers provides meaningful insight on the extent projects and studies are achieving SCW Program Goals (<https://safecleanwaterla.org/reporting-and-audits/>). To ensure adaptive management, the WASC shall review the Infrastructure Program Project Developers' quarterly progress and expenditure reports and the annual summary reports to evaluate whether the schedules, budgets, scopes and expected benefits have significantly changed and remain consistent with the SCW Program Goals. Programs and Projects that are over budget or behind schedule, or that demonstrate reduced or revised scope of benefits, may be adjusted or removed from future SIPs. The Benefits Dashboard and the Reporting modules that track project benefits, metrics, expenditures, and progress reports are available via the SCW Portal (<https://portal.safecleanwaterla.org/scw-reporting/map>). As the early suite of SCW Program funded projects complete their funded activity or complete construction, project developers will report on post-performance of completed Infrastructure Projects. The post-performance report information will help inform future improvements to the Regional Program process and requirements to better achieve SCW Program Goals.

The District's in-progress Metrics and Monitoring Study (MMS) is intended to help inform future SIP development through the support of both early/coordinated planning as well as more meaningful tracking/monitoring of projects and benefits. The MMS will use a robust stakeholder and consensus-based approach to assess and develop metrics that can be used across the SCW Program to support Program Goals. Additionally, the District commissioned a white paper as part of the Metrics and Monitoring Study (MMS) by UCLA and Stantec (Equity in Stormwater Investments: Measuring Community Engagement and

Safe, Clean Water Program

Fiscal Years 2020-2022

Regional Program Progress Report



Disadvantaged Community Benefits for Equitable Impact in the Safe Clean Water Program) which is published on the UCLA Luskin Center website:

<https://innovation.luskin.ucla.edu/wp-content/uploads/2022/08/Equity-in-Stormwater-Investments.pdf>.

The first biennial SCW Program Progress Report will be completed at the end of 2023. The biennial report summarizes the progress for the Regional Program, Municipal Program, and District Program and makes findings regarding the extent SCW Program Goals have been met. The District will assist with preparing the biennial report on behalf of the Regional Oversight Committee (ROC). The ROC will hold noticed public meetings to obtain feedback from the public and recommend actions and adjustments to the SCW Program to better achieve Program Goals. Below are anticipated ROC meetings dates for the biennial SCW Program Progress Report:

- August 31, 2023 – Review outline for report
- October 5, 2023 – Release biennial report draft and initiate 30-day public comment period
- December 7, 2023 – Revised biennial report

Visit ROC webpage for meeting details: <https://safecleanwaterla.org/regional-oversight-committee/>

These results, along with other efforts and regional plans related to identifying needs, priorities, and lessons learned, will continue to be grafted into the Regional Program process as able such as improvements to project application process, scoring criteria, and reporting.