

Safe, Clean Water Program

Fiscal Year 2021-2022

Stormwater Investment Plan



Stormwater Investment Plan North Santa Monica Bay Watershed Area

The Stormwater Investment Plan (SIP) is an annual five (5) year plan developed by each Watershed Area Steering Committee (WASC) that recommends funding allocations for Projects and Programs in the Regional Program's Infrastructure Program, Technical Resources Program, and Scientific Studies Program.

The purpose of the SIP is to capture recommended programming for the upcoming fiscal year as well as anticipated recommendations for the next four subsequent years.

The following sections include details regarding the recommended SIP:

Contents

1	Summary of Stormwater Investment Plan Recommendations	2
2	Summary of Meetings and Process.....	4
3	Infrastructure Program	5
4	Technical Resources Program	11
5	Scientific Studies Program	11
6	Next Steps	12

Attachments:

- Attachment A – Final Recommended SIP
- Attachment B – Summary to Date

Please review the recommended SIP and select one of the following:

	Regional Oversight Committee (ROC) concurs with the recommended SIP as-is
	Refer to ROC meeting minutes for comments

Safe, Clean Water Program

Fiscal Year 2021-2022

Stormwater Investment Plan



1 Summary of Stormwater Investment Plan Recommendations

The North Santa Monica Bay Watershed Area generates approximately \$1.8M of anticipated annual Regional Program funds.

For Fiscal Year 2021-2022 (FY21-22), 2 Infrastructure Program Project applications, 2 Technical Resource Program applications, and 2 Scientific Study applications were submitted for consideration. After careful review and consideration, the WASC voted to include 1 Infrastructure Program Project, 1 Technical Resource Program Concept, and a part-time Watershed Coordinator into the recommended SIP.

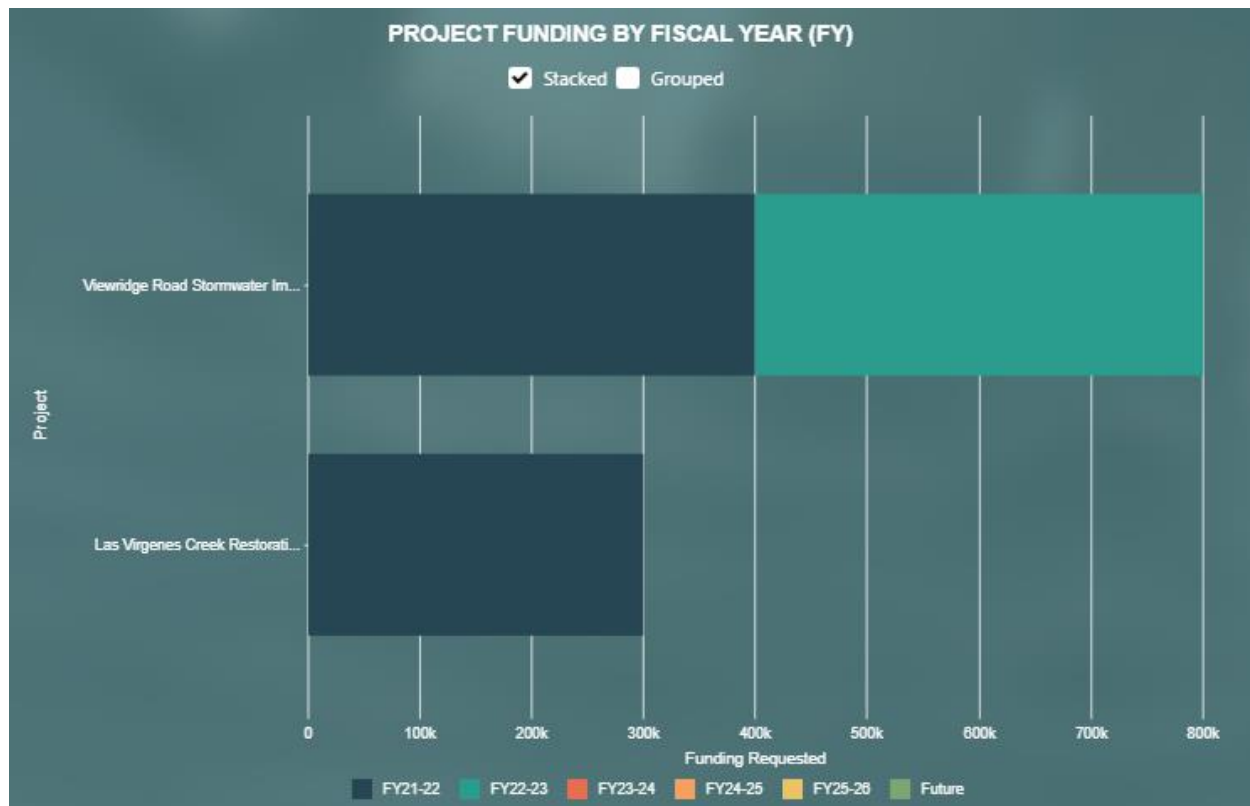
Below is a summary of the total funding allocated per year in the recommended SIP, including both new projects and continuing projects.

		Budget	Projections					
		FY21-22	FY22-23	FY23-24	FY24-25	FY25-26	Future Funding	TOTAL
A. Anticipated Annual Regional Program Funds Collected		\$1.8M	\$1.8M	\$1.8M	\$1.8M	\$1.8M		\$9.2M
B. Anticipated Annual Regional Program Funds Available (A+D)		\$3.6M	\$4.6M	\$5.9M	\$7.7M	\$9.4M		
C. Total Recommendation in Current SIP		\$700k	\$400k	\$0	\$0	\$0	\$0	\$1.1M
Total Allocated in Previous SIP(s)		\$100k	\$100k	\$100k	\$100k	\$100k	\$0	\$500k
D. Remaining Balance/Rollover Funds (B-C)	\$1.7M	\$2.8M	\$4.1M	\$5.8M	\$7.6M	\$9.3M		
E. Percent Allocated (C/B)		22%	11%	2%	1%	1%		17%

Safe, Clean Water Program

Fiscal Year 2021-2022

Stormwater Investment Plan



Refer to Attachment A or the SIP tool (<https://portal.safecleanwaterla.org/sip-tool/>) for the Final Recommended SIP with additional project details.

Safe, Clean Water Program

Fiscal Year 2021-2022

Stormwater Investment Plan



2 Summary of Meetings and Process

Refer to <https://safecleanwaterla.org/north-santa-monica-bay-watershed-area/> for the current list of WASC members, meeting dates, and meeting materials.

2.1 Call for Projects

The Call for Projects for FY21-22 funding ended on October 15, 2020. After a check for completeness by District staff, the WASC received an overview of project submittals. The WASC discussed the Projects, acknowledged the need for an accelerated timeline, and voted to send all Infrastructure Projects to be scored by the Scoring Committee.

2.2 Scoring

The Scoring Committee evaluated each project submittal and provided an official score based on the scoring criteria defined in the [Feasibility Study Guidelines](#). Since all Regional Program Projects must meet the Threshold Score of 60 points or more to be eligible for consideration in the Infrastructure Program, only those qualifying projects were returned to the WASC for further evaluation.

2.3 Presentations

The WASC received presentations from all Regional Program applicants that submitted complete proposals. Each presentation was allotted approximately 10 minutes of presentation time with 10 minutes for questions and answers; additional time for presentation or Q&A was accommodated when necessary. The committee members discussed each application at the conclusion of each presentation.

In future years, the WASC is expected to receive updates from any previous funded applicants on Projects, Concepts, and Studies, that were Board approved in prior SIPs. As required by ordinance provisions, funding recipients are expected to have executed their Transfer Agreements in order to receive budgeted disbursements, initiate the approved activities, and begin the formal reporting process.

2.4 Preliminary Ranking Worksheet

Not Applicable.

2.5 SIP Development

The WASC reviewed and utilized all available information and guidance materials including, but not limited to, the items listed below. Please refer to the [Project Portal](#) (<https://portal.safecleanwaterla.org/scw-reporting/map>) and the WASC webpage on the [Safe, Clean Water website](#) (www.safecleanwaterla.org) for details.

- Project Applications, Factsheets and Presentations
- Safe Clean Water Spatial Data Library
- SIP Programming Tool
- Preliminary Rankings, as applicable

Safe, Clean Water Program

Fiscal Year 2021-2022

Stormwater Investment Plan



The WASC discussed all available information and received public comments before voting to approve Projects and annual funding allocations into the recommended SIP.

2.6 Summary of Public Comment

The WASC received public comments which are available in the WASC meeting minutes on the [Safe, Clean Water website](#). The WASC did not receive any strong public input contrary to the recommended SIP.

3 Infrastructure Program

3.1 Submitted and Recommended Projects

All projects were evaluated as described above in Section 2 Summary of Meetings. Below is a list of all Projects submitted to the FY21-22 Infrastructure Program for this Watershed Area. Projects shown in white have been included in the recommended SIP.

Project Name	Project Applicant	SIP Programming Status	Phase(s)	Total Funding Allocated
Stormwater Treatment, Diversion, Water Supply Augmentation, and Bioremediation Project	City of Agoura Hills (Jessica Forte and Kelly Fisher)	Did not meet Threshold Score	Planning, Design, Construction	
Viewridge Road Stormwater Improvements Project	Los Angeles County Public Works	Included in SIP	Construction	\$800,000.00

Refer to Attachment A or the SIP tool (<https://portal.safecleanwaterla.org/sip-tool/>) for the Final Recommended SIP with additional project details.

Note, Projects requesting only Design funds are expected to request Construction funds in subsequent years. In addition, all Projects included in the recommended SIP are expected to request additional funding for operations, maintenance, and monitoring for a minimum useful life of 30 years.

3.2 Discussion of Criteria

Per LACFCD Code Ch18.07.B.2, the SIPs shall be developed by the WASC in accordance with the criteria described below.

3.2.1 Regional Program Allocations

Compliant with LACFCD Code Ch18.07.B.2.a

Below is a summary of the Regional Program allocations over the 5-year SIP, which includes both new and continuing projects.

Safe, Clean Water Program

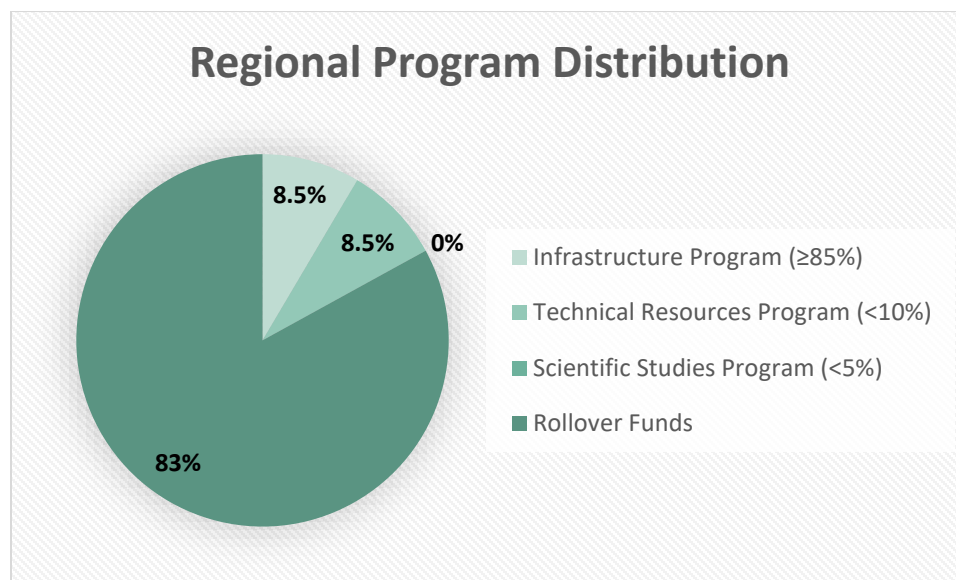
Fiscal Year 2021-2022

Stormwater Investment Plan



Funding Program	Sum of Total SCW Funding Requested FY21-26	Funding Distribution for Subprograms FY 21-26
Infrastructure Project (≥85%)	\$800,000	50%
Scientific Study (<5%)	\$0	0%
Technical Resource (<10%)	\$800,000	50%
Grand Total	\$1,600,000	

Due to the limited annual Regional Program funds of this Watershed Area, the WASC decided to rollover current funds into future funding years to ensure a larger funding pot is available to implement Infrastructure Program Projects that meet SCW Program Goals and address needs of the Watershed Area.



3.2.2 Project Benefits

Compliant with LACFCD Code Ch18.04.E

The Scoring Committee evaluated the benefits provided by each project including Water Quality Benefits, Water Supply Benefits, Community Investment Benefits, Nature-Based Solutions, and Leveraging Funds and Community Support as defined in the Feasibility Study Guidelines.


Safe, Clean Water Program

Fiscal Year 2021-2022

Stormwater Investment Plan



Below are the overall scoring category distributions for the new Infrastructure Program Projects included in the recommended SIP.



3.2.3 MS4 Compliance

Compliant with LACFCD Code Ch18.07.B.2.b.

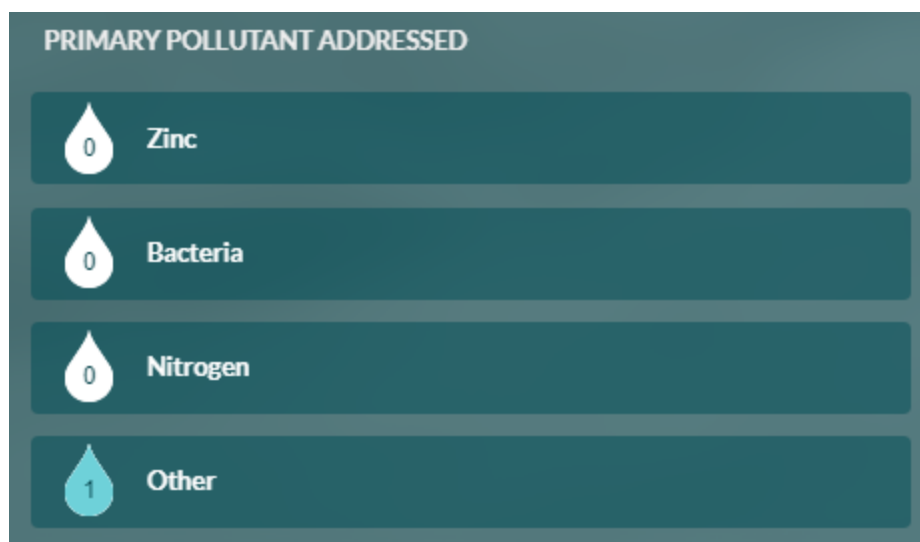
Below is an overview of the applicant-entered water quality data for the new FY21-22 Infrastructure Program Projects included in the recommended SIP.

Project Name	Project Type	Capture Area (acres)	24-hr Capacity (acre-feet)	Annual Average Capture (acre-feet)
Viewridge Road Stormwater Improvements Project	Wet	78.83	3.93	0.40
Grand Total		78.83	3.93	0.40

Safe, Clean Water Program

Fiscal Year 2021-2022

Stormwater Investment Plan



The Primary Pollutant Addressed for the Viewridge Road Stormwater Improvements Project is Toxic.

3.2.4 Disadvantaged Communities (DAC) Benefits

Compliant with LACFCD Code Ch18.07.B.2.c.

Not Applicable. This Watershed Area does not have a disadvantaged community population at this time.

3.2.5 Municipality Benefits

Compliant with LACFCD Code Ch18.07.B.2.d.

The ordinance language calls for a distribution of benefits, not necessarily just dollars invested. The currently recommended Projects are distributed throughout the Watershed Area to help comply with this rolling 5-year criterion in future years. The District intends to develop guidance for evaluating and tracking municipality benefits in future years.

Below is a summary of the Municipality in which each new FY21-22 Infrastructure Program Project included in the SIP is located and the Municipalities within the Project's capture area.

Project Name (Municipality)	Municipalities within Project Capture Area
Viewridge Road Storm (Unincorporated)	Unincorporated

3.2.6 Project Types and Sizes

Compliant with LACFCD Code Ch18.07.B.2.e.

Recommendations include a variety of projects in order to ensure compliance with this rolling 5-year criterion in future years.

Safe, Clean Water Program

Fiscal Year 2021-2022

Stormwater Investment Plan



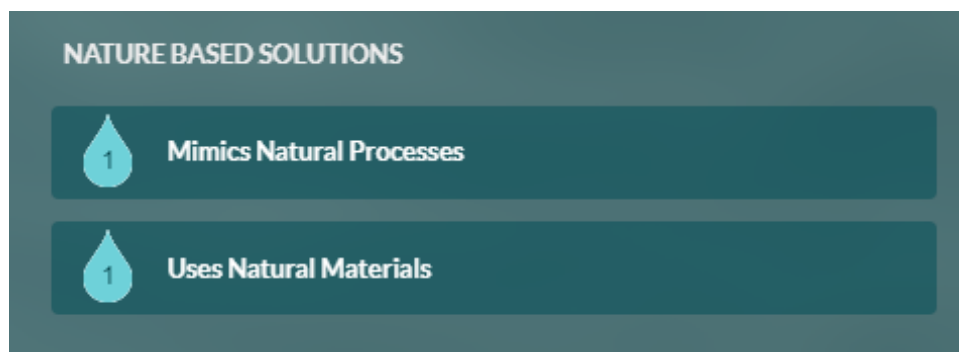
Below is a summary of project types and the total capture area in acres for the new FY21-22 Infrastructure Program Projects included in the recommended SIP.

Project Name	Project Type	BMP Type	Capture Area (acres)
Viewridge Road Stormwater Improvements Project	Wet	Treatment Facility	78.83
Grand Total			78.83

3.2.7 Nature-Based Solutions

Compliant with LACFCD Code Ch18.07.B.2.f.

Below is a summary of the new FY21-22 Infrastructure Program Projects included in the recommended SIP that implement Nature-Based Solutions (NBS).



Project Name	Mimics Natural Processes	Uses Natural Materials
Viewridge Road Stormwater Improvements Project	Yes	Yes

Mimics Natural Process: Implements natural processes or mimics natural processes to slow, detain, capture, and absorb/infiltrate water in a manner that protects, enhances and/or restores habitat, green space and/or usable open space.

Uses Natural Materials: Utilizes natural materials such as soils and vegetation with a preference for native vegetation.

For reference, the District developed interim guidance related to developing and programming Nature-Based Solutions in the future. Interim guidance is available on the program website

(<https://safecleanwaterla.org/regional-program-2/>).

Safe, Clean Water Program

Fiscal Year 2021-2022

Stormwater Investment Plan



3.2.8 Leveraged Funds and Community Support

Below is a summary of leveraged funds, SCW funding allocations, and community support for the FY21-22 Infrastructure Program Projects included in the recommended SIP.

Project Name	Sum of Leveraged Funding	Community Support Score (max 4 points)
Viewridge Road Stormwater Improvements Project	\$6,700,000.00	0
Grand Total	\$6,700,000.00	0

3.2.9 Other Considerations

The projects included in the recommended SIP were selected based on the robust discussion of Project benefits, anticipated future funding requests, and available funding.

3.3 Continuing Projects

No Projects were included in the Previous Fiscal Year's SIP.

3.4 Projected Watershed Area Benefits To-Date

Below is a summary of the estimated aggregate benefits for Infrastructure Program Projects included in the approved FY20-21 SIP and recommended FY21-22 SIP.

Area Managed by Projects (acres)	79
Project Storage Volume (acre-feet)	4
Annual Average Stormwater Capture (acre-feet)	0
Dry Weather Inflow to Projects (cubic feet per sec)	0



Safe, Clean Water Program

Fiscal Year 2021-2022

Stormwater Investment Plan



4 Technical Resources Program

Per LACFCD Code Ch18.07.D, the purpose of the Technical Resources Program is to provide Technical Assistance Teams to assist with the development of Feasibility Studies and to provide Watershed Coordinators.

4.1 Submitted and Recommended Project Concepts

Below is a list of all Project Concepts submitted to the FY 21-22 Technical Resources Program for this Watershed Area. A Project Concept shown in white has been included in the recommended SIP.

Project Name	Project Applicant	SIP Programming Status	Total Funding Allocated
Las Virgenes Creek Restoration - Phase III	City of Calabasas	Included in SIP	\$300,000.00
Liberty Canyon Green Improvement	Los Angeles County Public Works	Not included	

A placeholder to fund a part-time Watershed Coordinator for up to \$100k/year was included in the recommended SIP.

Refer to Attachment A or the SIP tool (<https://portal.safe-cleanwaterla.org/sip-tool/>) for the Final Recommended SIP with additional project details.

4.2 Continuing Project Concepts

No Project Concepts were included in the Previous Fiscal Year's SIP.

4.3 Discussion

The WASC received presentation for the Las Virgenes Creek Restoration - Phase III and the Liberty Canyon Green Improvement at the February 8th WASC Meeting. After careful consideration, the WASC decided to fund the Las Virgenes Creek Restoration - Phase III in the recommended SIP.

5 Scientific Studies Program

Per LACFCD Code Ch18.07.E, the purpose of the Scientific Studies Program is to provide funding for scientific and technical activities.

5.1 Submitted and Recommended Studies

Below is a list of all Projects submitted to the Scientific Studies Program for this Watershed Area. Two Scientific Studies were withdrawn by the applicant.

Safe, Clean Water Program

Fiscal Year 2021-2022

Stormwater Investment Plan



Project Name	Project Applicant	SIP Programming Status	Total Funding Allocated in this WASC
Comprehensive County-wide Monitoring for the Safe Clean Water Program	The Nature Conservancy	Withdrawn by Applicant	
Using Watershed Science to Build Consensus around Balanced Watershed Projects	San Gabriel Valley Council of Governments (SGVCOG), Accelerate Resilience L.A. (ARLA)	Withdrawn by Applicant	

5.2 Continuing Studies

No Scientific Studies were included in the Previous Fiscal Year's SIP.

5.3 Discussion

Not Applicable.

6 Next Steps

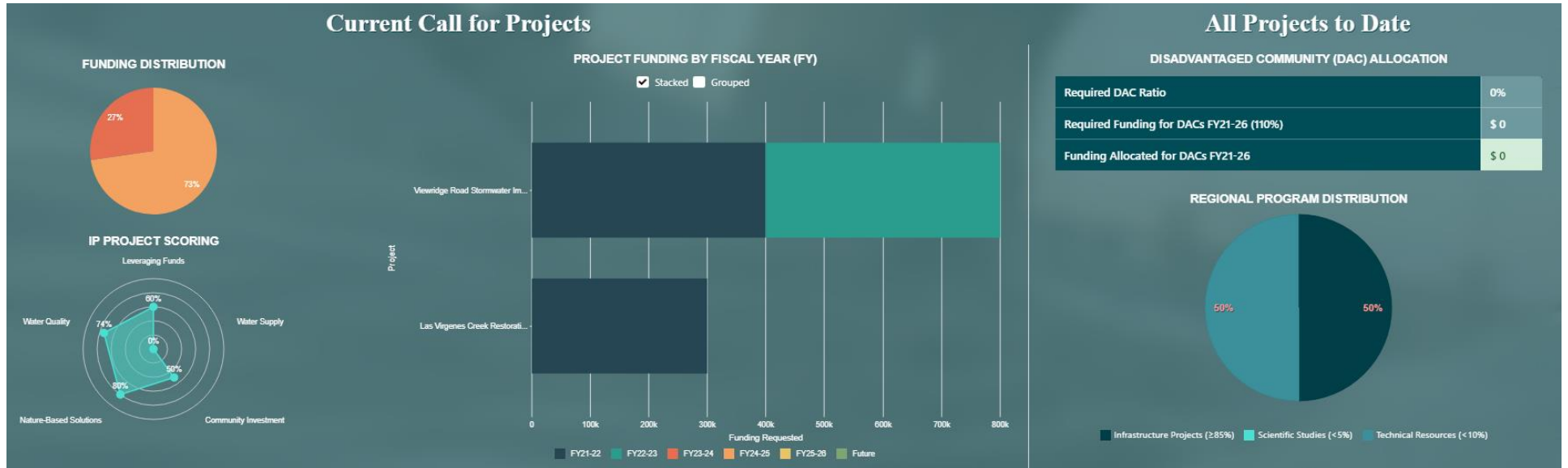
The WASC request the Regional Oversight Committee (ROC) to advance the recommended SIP to the Board of Supervisors for approval.

Next WASC meeting(s):

- July 14, 2021 1:00pm-3:00pm (to consider ROC feedback, if available)

Attachment A

Final Recommended SIP – North Santa Monica Bay



		Budget	Projections					
		FY21-22	FY22-23	FY23-24	FY24-25	FY25-26	Future Funding	TOTAL
A. Anticipated Annual Regional Program Funds Collected		\$1.8M	\$1.8M	\$1.8M	\$1.8M	\$1.8M		\$9.2M
B. Anticipated Annual Regional Program Funds Available (A + D)		\$3.6M	\$4.6M	\$5.9M	\$7.7M	\$9.4M		
C. Total Recommendation in Current SIP		\$700k	\$400k	\$0	\$0	\$0	\$0	\$1.1M
Total Allocated in Previous SIP(s)		\$100k	\$100k	\$100k	\$100k	\$100k	\$0	\$500k
D. Remaining Balance/Rollover Funds (B-C)	\$1.7M	\$2.8M	\$4.1M	\$5.8M	\$7.6M	\$9.3M		
E. Percent Allocated (C/B)		22%	11%	2%	1%	1%		17%

Watershed Area	North Santa Monica Bay
----------------	------------------------

Row Labels	Project Lead	DAC	FY 21-22 Budget	FY 22-23 Projection	FY 23-24 Projection	FY 24-25 Projection	FY 25-26 Projection	Anticipated SCW Funding FY 21-26
FY20-21			\$100,000.00	\$100,000.00	\$100,000.00	\$100,000.00	\$100,000.00	\$500,000.00
Technical Resource			\$100,000.00	\$100,000.00	\$100,000.00	\$100,000.00	\$100,000.00	\$500,000.00
North Santa Monica Bay Watershed Coordinator	Los Angeles County Flood Control District	No	\$100,000.00	\$100,000.00	\$100,000.00	\$100,000.00	\$100,000.00	\$500,000.00
FY21-22			\$700,000.00	\$400,000.00	\$0.00	\$0.00	\$0.00	\$1,100,000.00
Infrastructure Project			\$400,000.00	\$400,000.00	\$0.00	\$0.00	\$0.00	\$800,000.00
Viewridge Road Stormwater Improvements Project	Los Angeles County Public Works	No	\$400,000.00	\$400,000.00	\$0.00	\$0.00	\$0.00	\$800,000.00
Technical Resource			\$300,000.00	\$0.00	\$0.00	\$0.00	\$0.00	\$300,000.00
Las Virgenes Creek Restoration - Phase III	City of Calabasas	No	\$300,000.00	\$0.00	\$0.00	\$0.00	\$0.00	\$300,000.00
Grand Total			\$800,000.00	\$500,000.00	\$100,000.00	\$100,000.00	\$100,000.00	\$1,600,000.00

Watershed Area	North Santa Monica Bay
----------------	------------------------

Row Labels	Project Lead	DAC	FY 20-21 Disbursements	FY 21-22 Budget	FY 22-23 Projection	FY 23-24 Projection	FY 24-25 Projection	FY 25-26 Projection	Total Anticipated SCW Funding
FY20-21			\$100,000.00	\$100,000.00	\$100,000.00	\$100,000.00	\$100,000.00	\$100,000.00	\$600,000.00
Technical Resource			\$100,000.00	\$100,000.00	\$100,000.00	\$100,000.00	\$100,000.00	\$100,000.00	\$600,000.00
North Santa Monica Bay Watershed Coordinator	Los Angeles County Flood Control District	No	\$100,000.00	\$100,000.00	\$100,000.00	\$100,000.00	\$100,000.00	\$100,000.00	\$600,000.00
FY21-22				\$700,000.00	\$400,000.00	\$0.00	\$0.00	\$0.00	\$1,100,000.00
Infrastructure Project				\$400,000.00	\$400,000.00	\$0.00	\$0.00	\$0.00	\$800,000.00
Viewridge Road Stormwater Improvements Project	Los Angeles County Public Works	No		\$400,000.00	\$400,000.00	\$0.00	\$0.00	\$0.00	\$800,000.00
Technical Resource				\$300,000.00	\$0.00	\$0.00	\$0.00	\$0.00	\$300,000.00
Las Virgenes Creek Restoration - Phase III	City of Calabasas	No		\$300,000.00	\$0.00	\$0.00	\$0.00	\$0.00	\$300,000.00
Grand Total			\$100,000.00	\$800,000.00	\$500,000.00	\$100,000.00	\$100,000.00	\$100,000.00	\$1,700,000.00