

Safe, Clean Water Program

Fiscal Year 2021-2022

Stormwater Investment Plan



Stormwater Investment Plan Upper Los Angeles River Watershed Area

The Stormwater Investment Plan (SIP) is an annual five (5) year plan developed by each Watershed Area Steering Committee (WASC) that recommends funding allocations for Projects and Programs in the Regional Program's Infrastructure Program, Technical Resources Program, and Scientific Studies Program.

The purpose of the SIP is to capture recommended programming for the upcoming fiscal year as well as anticipated recommendations for the next four subsequent years.

The following sections include details regarding the recommended SIP:

Contents

1	Summary of Stormwater Investment Plan Recommendations	2
2	Summary of Meetings and Process.....	3
3	Infrastructure Program	5
4	Technical Resources Program	17
5	Scientific Studies Program	18
6	Next Steps	20

Attachments:

- Attachment A – Final Recommended SIP
- Attachment B – Summary to Date

Please review the recommended SIP and select one of the following:

	Regional Oversight Committee (ROC) concurs with the recommended SIP as-is
	Refer to ROC meeting minutes for comments

Safe, Clean Water Program

Fiscal Year 2021-2022

Stormwater Investment Plan



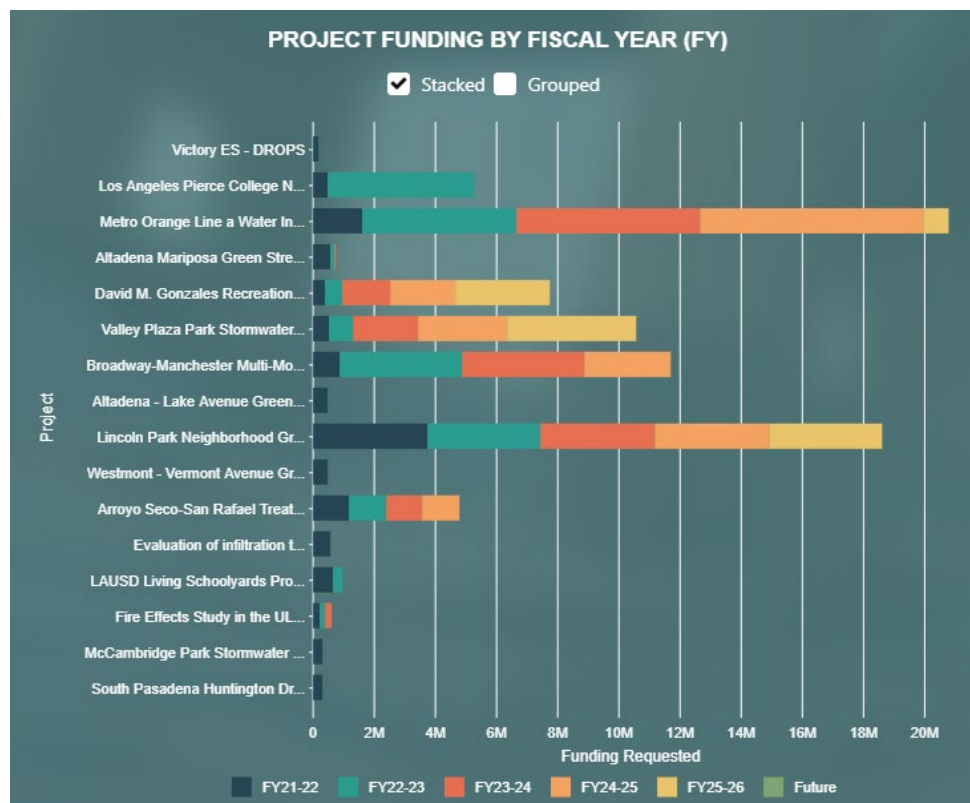
1 Summary of Stormwater Investment Plan Recommendations

The Upper Los Angeles River WASC generates approximately \$38.6M of anticipated annual Regional Program funds.

For Fiscal Year 2021-2022 (FY21-22), 16 Infrastructure Program Project applications, 2 Technical Resources Program Projects, and 4 Scientific Studies were submitted for consideration. After careful review and consideration, the WASC voted to include 11 Infrastructure Program Projects, 2 Technical Resources Program Projects, 3 Scientific Studies, and 3 Watershed Coordinator into the recommended SIP.

Below is a summary of the total funding allocated per year in the recommended SIP, including both new projects and continuing projects.

	Budget		Projections				TOTAL
	FY21-22	FY22-23	FY23-24	FY24-25	FY25-26	Future Funding	
A. Anticipated Annual Regional Program Funds Collected	\$38.4M	\$38.4M	\$38.4M	\$38.4M	\$38.4M		\$192M
B. Anticipated Annual Regional Program Funds Available (A+D)	\$49.8M	\$42.2M	\$43.9M	\$51.1M	\$59.3M		
C. Total Recommendation in Current SIP	\$12.5M	\$20.8M	\$18.8M	\$20.1M	\$11.9M	\$41.2M	\$84.1M
Total Allocated in Previous SIP(s)	\$33.5M	\$15.9M	\$12.5M	\$10.1M	\$975k	\$0	\$72.9M
D. Remaining Balance/Rollover Funds (B-C)	\$11.3M	\$3.8M	\$5.5M	\$20.9M	\$46.4M		
E. Percent Allocated (C/B)	92%	87%	71%	59%	22%		82%



Safe, Clean Water Program

Fiscal Year 2021-2022

Stormwater Investment Plan



Refer to Attachment A or the SIP tool (<https://portal.safecleanwaterla.org/sip-tool/>) for the Final Recommended SIP with additional project details.

2 Summary of Meetings and Process

Refer to <https://safecleanwaterla.org/upper-los-angeles-river-watershed-area/> for the current list of WASC members, meeting dates, and meeting materials.

2.1 Call for Projects

The Call for Projects for FY21-22 funding ended on October 15, 2020. After a check for completeness by District staff, the WASC received an overview of project submittals. The WASC discussed the Projects, acknowledged the need for an accelerated timeline, and voted to send all Infrastructure Projects to be scored by the Scoring Committee.

2.2 Scoring

The Scoring Committee evaluated each project submittal and provided an official score based on the scoring criteria defined in the [Feasibility Study Guidelines](#). Since all Regional Program Projects must meet the Threshold Score of 60 points or more to be eligible for consideration in the Infrastructure Program, only those qualifying projects were returned to the WASC for further evaluation.

2.3 Presentations

The WASC received presentations from all Regional Program applicants that submitted complete proposals. Each presentation was allotted approximately 10 minutes of presentation time with 10 minutes for questions and answers; additional time for presentation or Q&A was accommodated when necessary. The committee members discussed each application at the conclusion of each presentation.

As appropriate, the WASC also received updates from the previous applicants on Projects, Concepts, and Studies, that were previously approved from the Year 1 SIP. Those recipients continued to execute their Transfer Agreements, receive funds, initiate the approved activities, and begin the formal reporting process.

Safe, Clean Water Program

Fiscal Year 2021-2022

Stormwater Investment Plan



2.4 Preliminary Ranking Worksheet

The WASC discussed each eligible project, project concept, and scientific study as a group. The applications were ranked by each committee member and the totals were aggregated as follows:

Program	Project Name	Total*	Program Place	Overall Place
IP	David M. Gonzales Recreation Center Stormwater Capture Project	180	1	1
IP	Westmont - Vermont Avenue Green Improvement	154	2	2
IP	Valley Plaza Park Stormwater Capture Project	151	3	3
IP	Altadena - Lake Avenue Green Improvement	142	4	4
IP	Broadway-Manchester Multi-Modal Green Streets Project	139	5	5
IP	Arroyo Seco-San Rafael Treatment Wetlands	127	6	6
IP	Altadena Mariposa Green Street Demonstration Project	123	7	7
IP	North Hollywood Park Stormwater Capture Project	111	8	8
IP	Lincoln Park Neighborhood Green Street Network	102	9	9
IP	Metro Orange Line a Water Infiltration a Water Infiltration and Quality Project	85	10	10
IP	Los Angeles Pierce College Northeast Campus Stormwater Capture & Use and Biofiltration Project	78	11	11
IP	Victory ES - DROPS	66	12	12
IP	North Hollywood High School	52	13	13
IP	Thomas Jefferson High School Comprehensive Modernization Project	52	13	14
SS	Evaluation of infiltration testing methods for design of stormwater drywell systems	37	1	15
IP	Northridge Middle School	28	15	16
SS	Fire Effects Study in the ULAR Watershed Management Area	26	2	17
SS	LAUSD Living Schoolyards Program Pilot Study	24	3	18
TRP	McCambridge Park Stormwater Capture Multi-Benefit Project	21	1	19
IP	Woodlake ES - LID Project	20	16	20
TRP	South Pasadena Huntington Drive Regional Green Street	16	2	21
SS	Regional Pathogen Reduction Study	15	4	22

Safe, Clean Water Program

Fiscal Year 2021-2022

Stormwater Investment Plan



* NOTE: These values are NOT project scores but rather a weighted representation of the committee's preliminary rankings to help prioritize funding considerations and discussion.

2.5 SIP Development

The WASC reviewed and utilized all available information and guidance materials including, but not limited to, the items listed below. Please refer to the [Project Portal \(https://portal.safecleanwaterla.org/scw-reporting/map\)](https://portal.safecleanwaterla.org/scw-reporting/map) and the WASC webpage on the [Safe, Clean Water website \(www.safecleanwaterla.org\)](http://www.safecleanwaterla.org) for details.

- Project Applications, factsheets and Presentations
- Safe Clean Water Spatial Data Library
- SIP Programming Tool
- Preliminary Rankings, as applicable

The WASC discussed all available information and received public comments before voting to approve Projects and annual funding allocations into the recommended SIP.

2.6 Summary of Public Comment

The WASC received public comments which are available in the WASC meeting minutes on the [Safe, Clean Water website](http://www.safecleanwaterla.org). The WASC did not receive any strong public input contrary to the recommended SIP. The WASC received strong public support for the Altadena Mariposa Green Street Demonstration Project and the North Hollywood Park Stormwater Capture Project.

3 Infrastructure Program

3.1 Submitted and Recommended Projects

All projects were evaluated as described above in Section 2 Summary of Meetings. Below is a list of all Projects submitted to the FY 21-22 Infrastructure Program for this Watershed Area. Projects shown in white have been included in the recommended SIP.

Project Name	Project Applicant	SIP Programming Status	Phase(s)	Total Funding Allocated
Altadena - Lake Avenue Green Improvement	Los Angeles County Public Works	Included in SIP	Design	\$500,000.00
Altadena Mariposa Green Street Demonstration Project	Amigos de los Rios, Claire Robinson	Included in SIP	Design, Construction	\$739,772.00
Arroyo Seco-San Rafael Treatment Wetlands	City of Pasadena	Included in SIP	Design, Construction	\$4,771,357.00

Safe, Clean Water Program

Fiscal Year 2021-2022

Stormwater Investment Plan



Broadway-Manchester Multi-Modal Green Streets Project	City of Los Angeles Bureau of Street Services (StreetsLA)	Included in SIP	Construction	\$11,719,000.00
David M. Gonzales Recreation Center Stormwater Capture Project	Los Angeles Department of Water and Power (LADWP)	Included in SIP	Design, Construction	\$19,363,000.00
Lincoln Park Neighborhood Green Street Network	City of Los Angeles Sanitation and Environment	Included in SIP	Planning, Design, Construction, O & M	\$18,634,580.00
Los Angeles Pierce College Northeast Campus Stormwater Capture & Use and Biofiltration Project	Los Angeles Community College District & BuildLACCD	Included in SIP	Design, Construction	\$5,243,675.00
Metro Orange Line a Water Infiltration and Quality Project	Los Angeles County Metropolitan Transportation Authority	Included in SIP	Construction, O & M, Planning, Design	\$34,515,458.00
North Hollywood High School	Los Angeles Unified School District	Not included	Construction, O & M	
North Hollywood Park Stormwater Capture Project	Los Angeles Department of Water and Power (LADWP)	Not included	Design, Construction	
Northridge Middle School	Los Angeles Unified School District	Not included	Construction, O & M	
Thomas Jefferson High School Comprehensive Modernization Project	Los Angeles Unified School District (LAUSD)	Not included	Construction, O & M	
Valley Plaza Park Stormwater Capture Project	Los Angeles Department of Water and	Included in SIP	Design, Construction	\$26,447,000.00

Safe, Clean Water Program

Fiscal Year 2021-2022

Stormwater Investment Plan



	Power (LADWP)			
Victory ES - DROPS	Los Angeles Unified School District	Included in SIP	Construction, O & M	\$178,585.00
Westmont - Vermont Avenue Green Improvement	Los Angeles County Public Works	Included in SIP	Design	\$500,000.00
Woodlake ES - LID Project	Los Angeles Unified School District	Not included	Construction, O & M	

Refer to Attachment A or the SIP tool (<https://portal.safe-cleanwaterla.org/sip-tool/>) for the Final Recommended SIP with additional project details.

Note, Projects requesting only Design funds are expected to request Construction funds in subsequent years. In addition, all Projects included in the recommended SIP are expected to request additional funding for operations, maintenance, and monitoring for a minimum useful life of 30 years.

3.2 Discussion of Criteria

Per LACFCD Code Ch18.07.B.2, the SIPs shall be developed by the WASC in accordance with the criteria described below.

3.2.1 Regional Program Allocations

Compliant with LACFCD Code Ch18.07.B.2.a

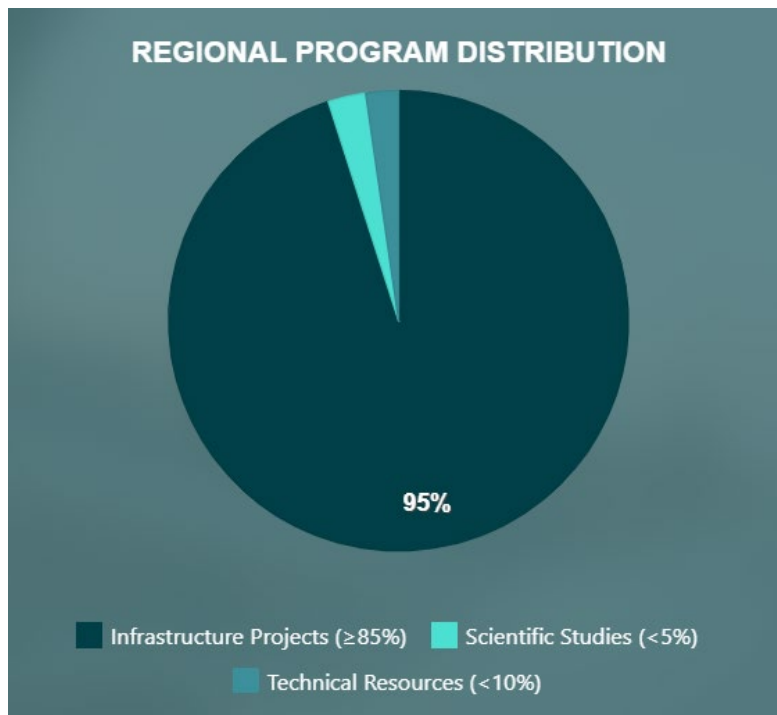
Below is a summary of the Regional Program allocations over the 5-year SIP, which includes both new and continuing projects.

Funding Program	Sum of Total SCW Funding Allocated FY 21-26	Funding Distribution for Subprograms FY 21-26
Infrastructure Program (≥85%)	\$149,285,873	95.0%
Scientific Studies (<5%)	\$4,175,537	2.7%
Technical Resources Program (<10%)	\$3,600,000	2.3%
Grand Total	\$157,061,410	

Safe, Clean Water Program

Fiscal Year 2021-2022

Stormwater Investment Plan



3.2.2 Project Benefits

Compliant with LACFCD Code Ch18.04.E


The Scoring Committee evaluated the benefits provided by each project including Water Quality Benefits, Water Supply Benefits, Community Investment Benefits, Nature-Based Solutions, and Leveraging Funds and Community Support as defined in the Feasibility Study Guidelines.

Below are the overall scoring category distributions for the new Infrastructure Program Projects included in the recommended SIP.

Safe, Clean Water Program

Fiscal Year 2021-2022

Stormwater Investment Plan



3.2.3 MS4 Compliance

Compliant with LACFCD Code Ch18.07.B.2.b.

Below is an overview of the applicant-entered water quality data for the new FY21-22 Infrastructure Program Projects included in the recommended SIP.

Project Name	Project Type	Capture Area (acres)	Project Storage Capacity (acre-feet)	Annual Average Capture (acre-feet)
Altadena - Lake Avenue Green Improvement	Wet	262	14.16	180.1089
Altadena Mariposa Green Street Demonstration Project	Wet	2.83	5.02	1.465233
Arroyo Seco-San Rafael Treatment Wetlands	Wet	5005.5	27.96	134
Broadway-Manchester Multi-Modal Green Streets Project	Wet	205.1	10.14	100.1
David M. Gonzales Recreation Center Stormwater Capture Project	Wet	759.3	49.79	342.4194
Lincoln Park Neighborhood Green Street Network	Wet	156.8	46.12	76.84
Los Angeles Pierce College Northeast Campus Stormwater Capture & Use and Biofiltration Project	Wet	132.09	10.86	106.1835
Metro Orange Line a Water Infiltration and Quality Project	Wet	2319	268	890

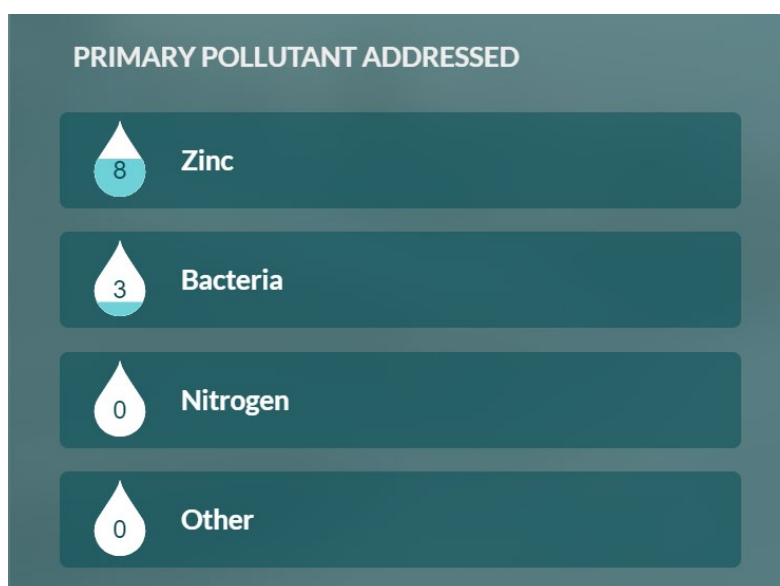
Safe, Clean Water Program

Fiscal Year 2021-2022

Stormwater Investment Plan



Valley Plaza Park Stormwater Capture Project	Wet	1133.3	52.81	589.9032
Victory ES - DROPS	Wet	4.437	1.97	3.080497
Westmont - Vermont Avenue Green Improvement	Wet	353.1	16.38	196.7111
Grand Total		10333.46	503.21	2620.812



* NOTE: Primary Pollutant Addressed does not apply to Dry Weather Projects. Therefore, Dry Weather Projects are categorized as "Other."

3.2.4 Disadvantaged Communities (DAC) Benefits

Compliant with LACFCD Code Ch18.07.B.2.c.

Based on the total Infrastructure Program funding allocations for the SIP and the ratio of the DAC population to the total population in each Watershed Area, funding for Projects that provide DAC benefits over the 5-year SIP shall not be less than the value shown below. Below is an overview of Funding Allocated for DACs from FY21-26.

Safe, Clean Water Program

Fiscal Year 2021-2022

Stormwater Investment Plan



DISADVANTAGED COMMUNITY (DAC) ALLOCATION

Required DAC Ratio	50%
Required Funding for DACs FY21-26 (110%)	\$ 82,107,230
Funding Allocated for DACs FY21-26	\$ 135,569,718

* These figures are based on the 2016 US Census and will be updated periodically.

Below is an overview of the WASC-confirmed DAC Benefit for the new FY21-22 Infrastructure Program Projects included in the recommended SIP. To better assist with and standardize this determination in the future, the District developed interim guidance for implementing Disadvantage Community Policies in the Regional Program. Interim guidance is available on the program website (<https://safecleanwaterla.org/regional-program-2/>).

Project Name	Provides Benefit to a DAC	Total Funding Allocated
Altadena - Lake Avenue Green Improvement	Yes	\$500,000.00
Altadena Mariposa Green Street Demonstration Project	Yes	\$739,772.00
Arroyo Seco-San Rafael Treatment Wetlands	Yes	\$4,771,357.00
Broadway-Manchester Multi-Modal Green Streets Project	Yes	\$11,719,000.00
David M. Gonzales Recreation Center Stormwater Capture Project	Yes	\$19,363,000.00
Lincoln Park Neighborhood Green Street Network	Yes	\$18,634,580.00
Los Angeles Pierce College Northeast Campus Stormwater Capture & Use and Biofiltration Project	No	\$5,243,675.00
Metro Orange Line a Water Infiltration and Quality Project	Yes	\$34,515,458.00
Valley Plaza Park Stormwater Capture Project	Yes	\$26,447,000.00
Victory ES - DROPS	Yes	\$178,585.00
Westmont - Vermont Avenue Green Improvement	Yes	\$500,000.00

Safe, Clean Water Program

Fiscal Year 2021-2022

Stormwater Investment Plan



3.2.5 Municipality Benefits

Compliant with LACFCD Code Ch18.07.B.2.d.

The ordinance language calls for a distribution of benefits, not necessarily just dollars invested. The currently recommended Projects are distributed throughout the Watershed Area to help comply with this rolling 5-year criterion in future years. The District intends to develop guidance for evaluating and tracking municipality benefits in future years.

Below is a summary of the Municipality in which each new FY21-22 Infrastructure Program Project included in the SIP is located and the Municipalities within the Project's capture area.

Project Name (Municipality)	Municipalities within Project Capture Area
Altadena - Lake Avenue Green Improvement (Unincorporated)	Unincorporated
Altadena Mariposa Green Street Demonstration Project (Unincorporated)	Unincorporated
Arroyo Seco-San Rafael Treatment Wetlands (Pasadena)	Glendale
	La Cañada Flintridge
	Los Angeles
	Pasadena
	South Pasadena
	Unincorporated
Broadway-Manchester Multi-Modal Green Street Network (Los Angeles)	Los Angeles
David M. Gonzales Recreation Center Stormwater Capture Project (Los Angeles)	Los Angeles
	Unincorporated
Lincoln Park Neighborhood Green Street Network (Los Angeles)	Los Angeles
Los Angeles Pierce College Northeast Campus Stormwater Capture & Use and Biofiltration Project (Los Angeles)	Los Angeles
Metro Orange Line a Water Infiltration and Quality Project (Los Angeles)	Los Angeles
Valley Plaza Park Stormwater Capture Project (Los Angeles)	Los Angeles
Victory ES - DROPS (Los Angeles)	Los Angeles
Westmont - Vermont Avenue Green Improvement (Unincorporated)	Los Angeles
	Unincorporated

Safe, Clean Water Program

Fiscal Year 2021-2022

Stormwater Investment Plan



3.2.6 Project Types and Sizes

Compliant with LACFCD Code Ch18.07.B.2.e.

Recommendations include a variety of projects in order to ensure compliance with this rolling 5-year criterion in future years.

Below is a summary of project types and the total capture area in acres for the new FY21-22 Infrastructure Program Projects included in the recommended SIP.

Project Name	Project Type	BMP Type	Capture Area (acres)
Altadena - Lake Avenue Green Improvement	Wet	Infiltration Well	262
Altadena Mariposa Green Street Demonstration Project	Wet	Infiltration Facility	2.83
Arroyo Seco-San Rafael Treatment Wetlands	Wet	Treatment Facility	5005.5
Broadway-Manchester Multi-Modal Green Streets Project	Wet	Cistern	205.1
David M. Gonzales Recreation Center Stormwater Capture Project	Wet	Infiltration Facility	759.3
Lincoln Park Neighborhood Green Street Network	Wet	Infiltration Well	156.8
Los Angeles Pierce College Northeast Campus Stormwater Capture & Use and Biofiltration Project	Wet	Cistern	132.09
Metro Orange Line a Water Infiltration and Quality Project	Wet	Infiltration Well	2319
Valley Plaza Park Stormwater Capture Project	Wet	Infiltration Facility	1133.3
Victory ES - DROPS	Wet	Biofiltration	4.437
Westmont - Vermont Avenue Green Improvement	Wet	Infiltration Well	353.1
Grand Total			10333.457

3.2.7 Nature-Based Solutions

Compliant with LACFCD Code Ch18.07.B.2.f.

Below is a summary of the new FY21-22 Infrastructure Program Projects included in the recommended SIP that implement Nature-Based Solutions (NBS).

Safe, Clean Water Program

Fiscal Year 2021-2022

Stormwater Investment Plan



NATURE BASED SOLUTIONS



Mimics Natural Processes



Uses Natural Materials

Project Name	Mimics Natural Processes	Uses Natural Materials
Altadena - Lake Avenue Green Improvement	Yes	Yes
Altadena Mariposa Green Street Demonstration Project	Yes	Yes
Arroyo Seco-San Rafael Treatment Wetlands	Yes	Yes
Broadway-Manchester Multi-Modal Green Streets Project	Yes	Yes
David M. Gonzales Recreation Center Stormwater Capture Project	Yes	Yes
Lincoln Park Neighborhood Green Street Network	Yes	Yes
Los Angeles Pierce College Northeast Campus Stormwater Capture & Use and Biofiltration Project	Yes	Yes
Metro Orange Line a Water Infiltration and Quality Project	Yes	Yes
Valley Plaza Park Stormwater Capture Project	Yes	Yes
Victory ES - DROPS	Yes	Yes
Westmont - Vermont Avenue Green Improvement	Yes	Yes

Mimics Natural Process: Implements natural processes or mimics natural processes to slow, detain, capture, and absorb/infiltrate water in a manner that protects, enhances and/or restores habitat, green space and/or usable open space.

Uses Natural Materials: Utilizes natural materials such as soils and vegetation with a preference for native vegetation.

Safe, Clean Water Program

Fiscal Year 2021-2022

Stormwater Investment Plan



For reference, the District developed interim guidance related to developing and programming Nature-Based Solutions in the future. Interim guidance is available on the program website (<https://safecleanwaterla.org/regional-program-2/>).

3.2.8 Leveraged Funds and Community Support

Below is a summary of leveraged funds, SCW funding allocations, and community support for the FY21-22 Infrastructure Program Projects included in the recommended SIP.

Project Name	Sum of Leveraged Funding	Community Support Score (max 4 points)
Altadena - Lake Avenue Green Improvement	\$4,400,000.00	0
Altadena Mariposa Green Street Demonstration Project	\$132,544.00	4
Arroyo Seco-San Rafael Treatment Wetlands	\$3,500,000.00	4
Broadway-Manchester Multi-Modal Green Streets Project	\$3,927,000.00	4
David M. Gonzales Recreation Center Stormwater Capture Project	\$19,756,000.00	4
Lincoln Park Neighborhood Green Street Network	\$0.00	0
Los Angeles Pierce College Northeast Campus Stormwater Capture & Use and Biofiltration Project	\$5,243,676.00	4
Metro Orange Line a Water Infiltration and Quality Project	\$11,088,000.00	4
Valley Plaza Park Stormwater Capture Project	\$26,983,000.00	4
Victory ES - DROPS	\$98,997.00	0
Westmont - Vermont Avenue Green Improvement	\$6,550,000.00	0
Grand Total	\$81,679,217.00	28

3.2.9 Other Considerations

The projects included in the recommended SIP were selected based on the results from the Preliminary Ranking Worksheet and robust discussion of Project benefits, anticipated future funding requests, and available funding.

The Altadena - Lake Avenue Green Improvement and Westmont - Vermont Avenue Green Improvement projects requested SCW funding for design only. This would allow the applicant to reapply in future funding rounds to provide more accurate construction schedule and cost estimates and to seek out potential leveraged funding opportunities. The recommended SIP allows enough future budget headroom to accommodate the project's anticipated construction costs. The WASC decided to reallocate projections for the Victory ES - DROPS project to the current budget year to maximize interest accrued for Project applicants.

Safe, Clean Water Program

Fiscal Year 2021-2022

Stormwater Investment Plan



3.3 Continuing Projects

All projects were evaluated as described above in Section 2 Summary of Meetings. Below is a list of continuing Projects included in the Previous Fiscal Year's SIP for this Watershed Area.

Project Name	Project Applicant	SIP Programming Status	Phase(s)	Remaining Funding Requested
Active Transportation Rail to River Corridor Project - Segment A	Los Angeles Metropolitan Transit Authority (Metro)	Continuing	Construction, O & M	\$6,925,000.00
Walnut Park Pocket Park Project	County of Los Angeles	Continuing	Construction, O & M	\$500,000.00
The Distributed Drywell System Project	City of Glendale	Continuing	Design, Construction, O & M	\$1,816,250.00
Oro Vista Local Area Urban Flow Management Project	City of Los Angeles, Bureau of Sanitation	Continuing	Design, Construction	\$8,472,480.00
Franklin D. Roosevelt Park Regional Stormwater Capture Project	Los Angeles County	Continuing	Construction, O & M	\$2,000,000.00
Lankershim Boulevard Local Area Urban Flow Management Network Project	City of Los Angeles, Bureau of Sanitation	Continuing	Design, Construction	\$20,557,520.00
Fernangeles Park Stormwater Capture Project	Los Angeles Department of Water and Power (LADWP)	Continuing	Design, Construction	\$5,434,486.38
Echo Park Lake Rehabilitation	City of Los Angeles, Bureau of Sanitation	Complete	O & M	\$0.00
Valley Village Park Stormwater Capture Project	Los Angeles Department of Water and Power (LADWP)	Continuing	Design, Construction	\$2,065,273.74
Strathern Park North Stormwater Capture Project	Los Angeles Department of Water and Power (LADWP)	Continuing	Design, Construction	\$6,031,093.59
Rory M. Shaw Wetlands Park Project	Los Angeles Flood Control District	Continuing	Planning, Design, Construction	\$8,000,000.00

Safe, Clean Water Program

Fiscal Year 2021-2022

Stormwater Investment Plan



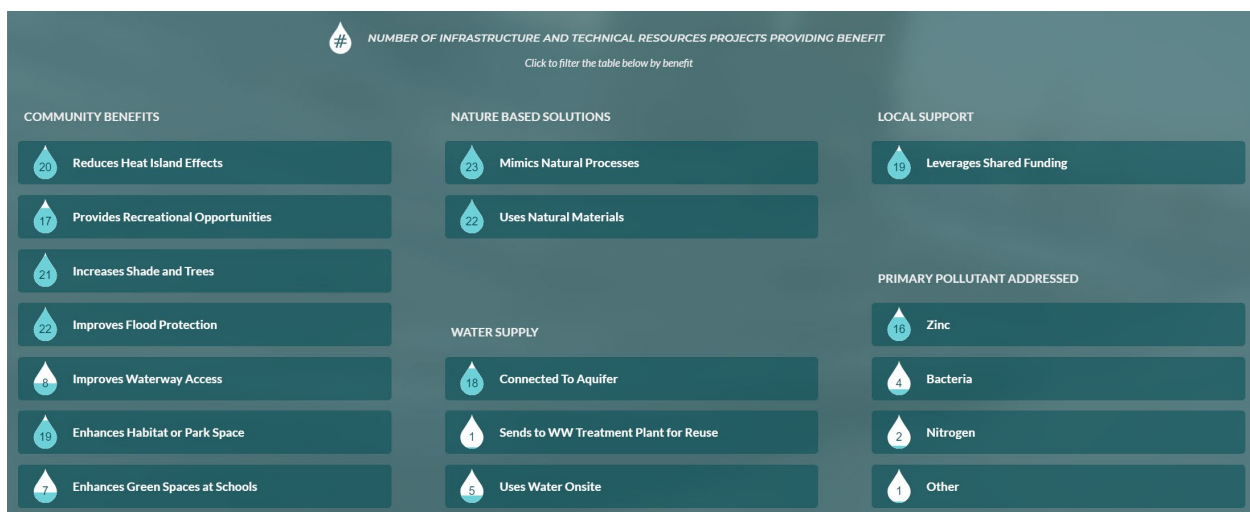
City of San Fernando Regional Park Infiltration Project	City of San Fernando (Kenneth Jones)	Continuing	Construction, O & M	\$6,086,200.00
--	---	------------	---------------------	----------------

Refer to Attachment A or the SIP tool (<https://portal.safecleanwaterla.org/sip-tool/>) for the Final Recommended SIP with additional project details and refer to Attachment B for a Summary to Date.

3.4 Projected Watershed Area Benefits To-Date

Below is a summary of the estimated aggregate benefits for Infrastructure Program Projects included in the approved FY 20-21 SIP and recommended FY 21-22 SIP.

Area Managed by Projects (acres)	14,479
Project Storage Capacity (acre-feet)	2,154
Annual Average Stormwater Capture (acre-feet)	36,033
Dry Weather Inflow to Projects (cubic feet per sec)	58



4 Technical Resources Program

Per LACFCD Code Ch18.07.D, the purpose of the Technical Resources Program is to provide Technical Assistance Teams to assist with the development of Feasibility Studies and to provide Watershed Coordinators.

4.1 Submitted and Recommended Project Concepts

Below is a list of all Project Concepts submitted to the FY 21-22 Technical Resources Program for this Watershed Area. Project Concepts shown in white have been included in the recommended SIP.

Safe, Clean Water Program

Fiscal Year 2021-2022

Stormwater Investment Plan



Project Name	Project Applicant	SIP Programming Status	Total Funding Allocated
McCambridge Park Stormwater Capture Multi-Benefit Project	City of Burbank	Included in SIP	\$300,000.00
South Pasadena Huntington Drive Regional Green Street	City of South Pasadena	Included in SIP	\$300,000.00

A placeholder to fund three Watershed Coordinators for up to \$600k/year was included in the recommended SIP.

Refer to Attachment A or the SIP tool (<https://portal.safe-cleanwaterla.org/sip-tool/>) for the Final Recommended SIP with additional project details.

4.2 Continuing Project Concepts

Below is a list of continuing Project Concepts approved in the Previous Fiscal Year's SIP for this Watershed Area. Project Concepts are currently under development by the District's Technical Assistance Teams. Once developed, the project applicant will receive the complete feasibility study that can be used to apply for future SCW program funds.

Project Name	Project Applicant	SIP Programming Status
Arroyo Seco Projects: Constructed Wetlands by the Arroyo Seco	City of South Pasadena	Funded
Green Street Demonstration Project on Main Street	City of Alhambra	Funded
Hay Canyon Channel / FIS Sports Facilities Stormwater Capture Feasibility Study	City of La Cañada Flintridge	Funded
Pasadena Unified School District Campus Green Infrastructure Development Project	Amigos de los Rios	Funded
Winery Canyon Channel / Descanso Gardens Stormwater Capture Feasibility Study	City of La Cañada Flintridge	Funded

5 Scientific Studies Program

Per LACFCD Code Ch18.07.E, the purpose of the Scientific Studies Program is to provide funding for scientific and technical activities.

5.1 Submitted and Recommended Studies

Below is a list of all Projects submitted to the Scientific Studies Program for this Watershed Area. Two Scientific Studies were withdrawn by the applicant. Studies shown in white have been included in the recommended SIP.

Safe, Clean Water Program

Fiscal Year 2021-2022

Stormwater Investment Plan



Project Name	Project Applicant	SIP Programming Status	Total Funding Allocated in this WASC
Comprehensive County-wide Monitoring for the Safe Clean Water Program	The Nature Conservancy	Withdrawn by Applicant	
Evaluation of infiltration testing methods for design of stormwater drywell systems	California State Polytechnic University, Pomona	Included in SIP	\$554,684.00
Fire Effects Study in the ULAR Watershed Management Area	San Gabriel Valley Council of Governments	Included in SIP	\$619,850.00
LAUSD Living Schoolyards Program Pilot Study	TreePeople	Included in SIP	\$943,379.00
Regional Pathogen Reduction Study	Gateway Water Management Authority	Not Included	
Using Watershed Science to Build Consensus around Balanced Watershed Projects	San Gabriel Valley Council of Governments, Accelerate Resilience L.A.	Withdrawn by Applicant	

Refer to Attachment A or the SIP tool (<https://portal.safecleanwaterla.org/sip-tool/>) for the Final Recommended SIP with additional project details.

5.2 Continuing Studies

Below is a list of continuing Scientific Studies included in the Previous Fiscal Year's SIP for this Watershed Area.

Project Name	Project Applicant	SIP Programming Status	Remaining Funding Requested
LRS Adaptation to Address the LA River Bacteria TMDL for the ULAR Watershed Management Group	San Gabriel Valley Council of Governments	In Progress	\$693,000.00
preSIP: A Platform for Watershed Science and Project Collaboration	San Gabriel Valley Council of Governments	In Progress	\$1,100,000.00

Safe, Clean Water Program

Fiscal Year 2021-2022

Stormwater Investment Plan



Recalculation of Wet Weather Zinc Criterion	City of Los Angeles Sanitation	In Progress	\$264,624.00
--	---------------------------------------	-------------	--------------

5.3 Discussion

The WASC received presentations for the Fire Effects Study in the ULAR Watershed Management Area, LAUSD Living Schoolyards Program Pilot Study, and the Regional Pathogen Reduction Study at the March 18th WASC Meeting and for the Evaluation of infiltration testing methods for design of stormwater drywell systems at the April 7th WASC Meeting. The District hired Southern California Coastal Water Research Project (SCCWRP) to provide independent, rapid, and unbiased evaluation (summary) of the technical adequacy of each scientific study proposal, which were shared with the project applicants and WASC members. At the WASC meeting, the project applicant was called upon to provide clarification and respond to the content of the SCCWRP summaries. The WASC decided to fund the Evaluation of infiltration testing methods for design of stormwater drywell systems, Fire Effects Study in the ULAR Watershed Management Area, and LAUSD Living Schoolyards Program Pilot Study Scientific studies based on the results from the Preliminary Ranking Worksheet.

6 Next Steps

The WASC request the Regional Oversight Committee (ROC) to advance the recommended SIP to the Board of Supervisors for approval.

Next WASC meeting(s):

- July 7, 2021 2:00pm-4:00pm (to consider ROC feedback, if available)

Attachment A
Final Recommended SIP – Upper Los Angeles River



		Budget	Projections				
		FY21-22	FY22-23	FY23-24	FY24-25	FY25-26	TOTAL
A. Anticipated Annual Regional Program Funds Collected		\$38.4M	\$38.4M	\$38.4M	\$38.4M	\$38.4M	\$192M
B. Anticipated Annual Regional Program Funds Available (A+D)		\$49.8M	\$42.2M	\$43.9M	\$51.1M	\$59.3M	
C. Total Recommendation in Current SIP		\$12.5M	\$20.8M	\$18.8M	\$20.1M	\$11.9M	\$84.1M
Total Allocated in Previous SIP(s)		\$33.5M	\$15.9M	\$12.5M	\$10.1M	\$975k	\$72.9M
D. Remaining Balance/Rollover Funds (B-C)	\$11.3M	\$3.8M	\$5.5M	\$12.6M	\$20.9M	\$46.4M	
E. Percent Allocated (C/B)		92%	87%	71%	59%	22%	82%

Attachment A
Final Recommended SIP

Watershed Area	Upper Los Angeles River
----------------	-------------------------

Row Labels	Project Lead	DAC	FY 21-22 Budget	FY 22-23 Projection	FY 23-24 Projection	FY 24-25 Projection	FY 25-26 Projection	Anticipated SCW Funding FY 21-26
FY20-21			\$33,460,562.21	\$15,928,895.70	\$12,481,569.80	\$10,099,900.00	\$975,000.00	\$72,945,927.71
Infrastructure Project			\$31,634,429.21	\$14,497,404.70	\$11,881,569.80	\$9,499,900.00	\$375,000.00	\$67,888,303.71
Active Transportation Rail to River Corridor Project - Segment A	Los Angeles Metropolitan Transit Authority (Metro)	Yes	\$4,000,000.00	\$2,000,000.00	\$425,000.00	\$125,000.00	\$375,000.00	\$6,925,000.00
Walnut Park Pocket Park Project	County of Los Angeles	Yes	\$500,000.00	\$0.00	\$0.00	\$0.00	\$0.00	\$500,000.00
The Distributed Drywell System Project	City of Glendale	Yes	\$1,765,250.00	\$17,000.00	\$17,000.00	\$17,000.00	\$0.00	\$1,816,250.00
Oro Vista Local Area Urban Flow Management Project	City of Los Angeles, Bureau of Sanitation	No	\$2,118,120.00	\$2,118,120.00	\$2,118,120.00	\$2,118,120.00	\$0.00	\$8,472,480.00
Franklin D. Roosevelt Park Regional Stormwater Capture Project	Los Angeles County	Yes	\$2,000,000.00	\$0.00	\$0.00	\$0.00	\$0.00	\$2,000,000.00
Lankershim Boulevard Local Area Urban Flow Management Network Project	City of Los Angeles, Bureau of Sanitation	Yes	\$5,139,380.00	\$5,139,380.00	\$5,139,380.00	\$5,139,380.00	\$0.00	\$20,557,520.00
Fernangeles Park Stormwater Capture Project	Los Angeles Department of Water and Power (LADWP)	Yes	\$3,344,299.31	\$1,254,112.24	\$836,074.83	\$0.00	\$0.00	\$5,434,486.38
Echo Park Lake Rehabilitation	City of Los Angeles, Bureau of Sanitation	No	\$0.00	\$0.00	\$0.00	\$0.00	\$0.00	\$0.00
Valley Village Park Stormwater Capture Project	Los Angeles Department of Water and Power (LADWP)	Yes	\$1,270,937.69	\$476,601.63	\$317,734.42	\$0.00	\$0.00	\$2,065,273.74
Strathern Park North Stormwater Capture Project	Los Angeles Department of Water and Power (LADWP)	Yes	\$3,711,442.21	\$1,391,790.83	\$927,860.55	\$0.00	\$0.00	\$6,031,093.59
Rory M. Shaw Wetlands Park Project	Los Angeles Flood Control District	Yes	\$2,000,000.00	\$2,000,000.00	\$2,000,000.00	\$2,000,000.00	\$0.00	\$8,000,000.00
City of San Fernando Regional Park Infiltration Project	City of San Fernando (Kenneth Jones)	Yes	\$5,785,000.00	\$100,400.00	\$100,400.00	\$100,400.00	\$0.00	\$6,086,200.00
Scientific Study			\$1,226,133.00	\$831,491.00	\$0.00	\$0.00	\$0.00	\$2,057,624.00
LRS Adaptation to Address the LA River Bacteria TMDL for the ULAR Watershed Management Group	San Gabriel Valley Council of Governments	No	\$385,000.00	\$308,000.00	\$0.00	\$0.00	\$0.00	\$693,000.00
preSIP: A Platform for Watershed Science and Project Collaboration	San Gabriel Valley Council of Governments	No	\$700,000.00	\$400,000.00	\$0.00	\$0.00	\$0.00	\$1,100,000.00
Recalculation of Wet Weather Zinc Criterion	City of Los Angeles Sanitation	No	\$141,133.00	\$123,491.00	\$0.00	\$0.00	\$0.00	\$264,624.00
Technical Resource			\$600,000.00	\$600,000.00	\$600,000.00	\$600,000.00	\$600,000.00	\$3,000,000.00
Green Street Demonstration Project on Main Street	City of Alhambra	No	\$0.00	\$0.00	\$0.00	\$0.00	\$0.00	\$0.00
Winery Canyon Channel / Descanso Gardens Stormwater Capture Feasibility Study	City of La Canada Flintridge	No	\$0.00	\$0.00	\$0.00	\$0.00	\$0.00	\$0.00
Hay Canyon Channel / FIS Sports Facilities Stormwater Capture Feasibility Study	City of La Canada Flintridge	No	\$0.00	\$0.00	\$0.00	\$0.00	\$0.00	\$0.00
Pasadena Unified School District Campus Green Infrastructure Development Project	Claire Robinson, Managing Director, Amigos de los Rios. Claire@amigosdelosrios.org 626-676-5027	Yes	\$0.00	\$0.00	\$0.00	\$0.00	\$0.00	\$0.00
Upper Los Angeles River Watershed Coordinators	Los Angeles County Flood Control District	No	\$600,000.00	\$600,000.00	\$600,000.00	\$600,000.00	\$600,000.00	\$3,000,000.00

Attachment A
Final Recommended SIP

Row Labels	Project Lead	DAC	FY 21-22 Budget	FY 22-23 Projection	FY 23-24 Projection	FY 24-25 Projection	FY 25-26 Projection	Anticipated SCW Funding FY 21-26
Arroyo Seco Projects: Constructed Wetlands by the Arroyo Seco	Shahid Abbas, Director of Public Works, City of South Pasadena; Kristine Courdy, Deputy Director of Public Works, City of South Pasadena	Yes	\$0.00	\$0.00	\$0.00	\$0.00	\$0.00	\$0.00
FY21-22			\$12,535,709.00	\$20,800,169.00	\$18,807,104.00	\$20,082,384.00	\$11,890,116.00	\$84,115,482.00
Infrastructure Project			\$10,525,451.00	\$20,310,734.00	\$18,588,884.00	\$20,082,384.00	\$11,890,116.00	\$81,397,569.00
Altadena Mariposa Green Street Demonstration Project	Amigos de los Rios, Claire Robinson	Yes	\$545,300.00	\$165,972.00	\$10,500.00	\$9,000.00	\$9,000.00	\$739,772.00
Victory ES - DROPS	Los Angeles Unified School District	Yes	\$178,585.00	\$0.00	\$0.00	\$0.00	\$0.00	\$178,585.00
Los Angeles Pierce College Northeast Campus Stormwater Capture & Use and Biofiltration Project	Los Angeles Community College District & BuildLACCD	No	\$476,697.00	\$4,766,978.00	\$0.00	\$0.00	\$0.00	\$5,243,675.00
Lincoln Park Neighborhood Green Street Network	City of Los Angeles Sanitation and Environment	Yes	\$3,726,916.00	\$3,726,916.00	\$3,726,916.00	\$3,726,916.00	\$3,726,916.00	\$18,634,580.00
Broadway-Manchester Multi-Modal Green Streets Project	City of Los Angeles Bureau of Street Services (StreetsLA)	Yes	\$886,000.00	\$4,000,000.00	\$4,000,000.00	\$2,833,000.00	\$0.00	\$11,719,000.00
Altadena - Lake Avenue Green Improvement	Los Angeles County Public Works	Yes	\$500,000.00	\$0.00	\$0.00	\$0.00	\$0.00	\$500,000.00
Westmont - Vermont Avenue Green Improvement	Los Angeles County Public Works	Yes	\$500,000.00	\$0.00	\$0.00	\$0.00	\$0.00	\$500,000.00
David M. Gonzales Recreation Center Stormwater Capture Project	Los Angeles Department of Water and Power (LADWP)	Yes	\$388,000.00	\$581,000.00	\$1,550,000.00	\$2,130,000.00	\$3,099,000.00	\$7,748,000.00
Valley Plaza Park Stormwater Capture Project	Los Angeles Department of Water and Power (LADWP)	Yes	\$529,000.00	\$794,000.00	\$2,116,000.00	\$2,910,000.00	\$4,232,000.00	\$10,581,000.00
Metro Orange Line a Water Infiltration and Quality Project	Los Angeles County Metropolitan Transportation Authority	Yes	\$1,600,000.00	\$5,070,400.00	\$6,000,000.00	\$7,288,000.00	\$823,200.00	\$20,781,600.00
Arroyo Seco-San Rafael Treatment Wetlands	City of Pasadena	Yes	\$1,194,953.00	\$1,205,468.00	\$1,185,468.00	\$1,185,468.00	\$0.00	\$4,771,357.00
Scientific Study			\$1,410,258.00	\$489,435.00	\$218,220.00	\$0.00	\$0.00	\$2,117,913.00
Fire Effects Study in the ULAR Watershed Management Area	San Gabriel Valley Council of Governments	No	\$203,616.00	\$198,014.00	\$218,220.00	\$0.00	\$0.00	\$619,850.00
Evaluation of infiltration testing methods for design of stormwater drywell systems	California State Polytechnic University, Pomona	No	\$554,684.00	\$0.00	\$0.00	\$0.00	\$0.00	\$554,684.00
LAUSD Living Schoolyards Program Pilot Study	TreePeople	No	\$651,958.00	\$291,421.00	\$0.00	\$0.00	\$0.00	\$943,379.00
Technical Resource			\$600,000.00	\$0.00	\$0.00	\$0.00	\$0.00	\$600,000.00
McCambridge Park Stormwater Capture Multi-Benefit Project	City of Burbank	Yes	\$300,000.00	\$0.00	\$0.00	\$0.00	\$0.00	\$300,000.00
South Pasadena Huntington Drive Regional Green Street	City of South Pasadena	Yes	\$300,000.00	\$0.00	\$0.00	\$0.00	\$0.00	\$300,000.00
Grand Total			\$45,996,271.21	\$36,729,064.70	\$31,288,673.80	\$30,182,284.00	\$12,865,116.00	\$157,061,409.71

Attachment B
Summary to Date

Watershed Area	Upper Los Angeles River
----------------	-------------------------

Row Labels	Project Lead	DAC	FY 20-21 Disbursements	FY 21-22 Budget	FY 22-23 Projection	FY 23-24 Projection	FY 24-25 Projection	FY 25-26 Projection	Total Anticipated SCW Funding
FY20-21			\$27,315,801.32	\$33,460,562.21	\$15,928,895.70	\$12,481,569.80	\$10,099,900.00	\$975,000.00	\$100,261,729.03
Infrastructure Project			\$24,135,094.32	\$31,634,429.21	\$14,497,404.70	\$11,881,569.80	\$9,499,900.00	\$375,000.00	\$92,023,398.03
Active Transportation Rail to River Corridor Project - Segment A	Los Angeles Metropolitan Transit Authority (Metro)	Yes	\$1,500,000.00	\$4,000,000.00	\$2,000,000.00	\$425,000.00	\$125,000.00	\$375,000.00	\$8,425,000.00
Walnut Park Pocket Park Project	County of Los Angeles	Yes	\$500,000.00	\$500,000.00	\$0.00	\$0.00	\$0.00	\$0.00	\$1,000,000.00
The Distributed Drywell System Project	City of Glendale	Yes	\$76,750.00	\$1,765,250.00	\$17,000.00	\$17,000.00	\$17,000.00	\$0.00	\$1,893,000.00
Oro Vista Local Area Urban Flow Management Project	City of Los Angeles, Bureau of Sanitation	No	\$2,118,120.00	\$2,118,120.00	\$2,118,120.00	\$2,118,120.00	\$2,118,120.00	\$0.00	\$10,590,600.00
Franklin D. Roosevelt Park Regional Stormwater Capture Project	Los Angeles County	Yes	\$2,000,000.00	\$2,000,000.00	\$0.00	\$0.00	\$0.00	\$0.00	\$4,000,000.00
Lankershim Boulevard Local Area Urban Flow Management Network Project	City of Los Angeles, Bureau of Sanitation	Yes	\$5,139,380.00	\$5,139,380.00	\$5,139,380.00	\$5,139,380.00	\$5,139,380.00	\$0.00	\$25,696,900.00
Fernangeles Park Stormwater Capture Project	Los Angeles Department of Water and Power (LADWP)	Yes	\$2,926,261.89	\$3,344,299.31	\$1,254,112.24	\$836,074.83	\$0.00	\$0.00	\$8,360,748.27
Echo Park Lake Rehabilitation	City of Los Angeles, Bureau of Sanitation	No	\$400,000.00	\$0.00	\$0.00	\$0.00	\$0.00	\$0.00	\$400,000.00
Valley Village Park Stormwater Capture Project	Los Angeles Department of Water and Power (LADWP)	Yes	\$1,112,070.49	\$1,270,937.69	\$476,601.63	\$317,734.42	\$0.00	\$0.00	\$3,177,344.23
Strathern Park North Stormwater Capture Project	Los Angeles Department of Water and Power (LADWP)	Yes	\$3,247,511.94	\$3,711,442.21	\$1,391,790.83	\$927,860.55	\$0.00	\$0.00	\$9,278,605.53
Rory M. Shaw Wetlands Park Project	Los Angeles Flood Control District	Yes	\$2,000,000.00	\$2,000,000.00	\$2,000,000.00	\$2,000,000.00	\$2,000,000.00	\$0.00	\$10,000,000.00
City of San Fernando Regional Park Infiltration Project	City of San Fernando (Kenneth Jones)	Yes	\$3,115,000.00	\$5,785,000.00	\$100,400.00	\$100,400.00	\$100,400.00	\$0.00	\$9,201,200.00
Scientific Study			\$980,707.00	\$1,226,133.00	\$831,491.00	\$0.00	\$0.00	\$0.00	\$3,038,331.00
LRS Adaptation to Address the LA River Bacteria TMDL for the ULAR Watershed Management Group	San Gabriel Valley Council of Governments	No	\$192,500.00	\$385,000.00	\$308,000.00	\$0.00	\$0.00	\$0.00	\$885,500.00
preSIP: A Platform for Watershed Science and Project Collaboration	San Gabriel Valley Council of Governments	No	\$700,000.00	\$700,000.00	\$400,000.00	\$0.00	\$0.00	\$0.00	\$1,800,000.00
Recalculation of Wet Weather Zinc Criterion	City of Los Angeles Sanitation	No	\$88,207.00	\$141,133.00	\$123,491.00	\$0.00	\$0.00	\$0.00	\$352,831.00
Technical Resource			\$2,200,000.00	\$600,000.00	\$600,000.00	\$600,000.00	\$600,000.00	\$600,000.00	\$5,200,000.00
Green Street Demonstration Project on Main Street	City of Alhambra	No	\$300,000.00	\$0.00	\$0.00	\$0.00	\$0.00	\$0.00	\$300,000.00
Winery Canyon Channel / Descanso Gardens Stormwater Capture Feasibility Study	City of La Canada Flintridge	No	\$300,000.00	\$0.00	\$0.00	\$0.00	\$0.00	\$0.00	\$300,000.00
Hay Canyon Channel / FIS Sports Facilities Stormwater Capture Feasibility Study	City of La Canada Flintridge	No	\$300,000.00	\$0.00	\$0.00	\$0.00	\$0.00	\$0.00	\$300,000.00
Pasadena Unified School District Campus Green Infrastructure Development Project	Claire Robinson, Managing Director, Amigos de los Rios. Claire@amigosdelosrios.org 626-676-5027	Yes	\$300,000.00	\$0.00	\$0.00	\$0.00	\$0.00	\$0.00	\$300,000.00

Attachment B
Summary to Date

Row Labels	Project Lead	DAC	FY 20-21 Disbursements	FY 21-22 Budget	FY 22-23 Projection	FY 23-24 Projection	FY 24-25 Projection	FY 25-26 Projection	Total Anticipated SCW Funding
Upper Los Angeles River Watershed Coordinators	Los Angeles County Flood Control District	No	\$600,000.00	\$600,000.00	\$600,000.00	\$600,000.00	\$600,000.00	\$600,000.00	\$3,600,000.00
Arroyo Seco Projects: Constructed Wetlands by the Arroyo Seco	Shahid Abbas, Director of Public Works, City of South Pasadena; Kristine Courdy, Deputy Director of Public Works, City of South Pasadena	Yes	\$400,000.00	\$0.00	\$0.00	\$0.00	\$0.00	\$0.00	\$400,000.00
FY21-22				\$12,535,709.00	\$20,800,169.00	\$18,807,104.00	\$20,082,384.00	\$11,890,116.00	\$84,115,482.00
Infrastructure Project				\$10,525,451.00	\$20,310,734.00	\$18,588,884.00	\$20,082,384.00	\$11,890,116.00	\$81,397,569.00
Altadena Mariposa Green Street Demonstration Project	Amigos de los Rios, Claire Robinson	Yes		\$545,300.00	\$165,972.00	\$10,500.00	\$9,000.00	\$9,000.00	\$739,772.00
Victory ES - DROPS	Los Angeles Unified School District	Yes		\$178,585.00	\$0.00	\$0.00	\$0.00	\$0.00	\$178,585.00
Los Angeles Pierce College Northeast Campus Stormwater Capture & Use and Biofiltration Project	Los Angeles Community College District & BuildLACCD	No		\$476,697.00	\$4,766,978.00	\$0.00	\$0.00	\$0.00	\$5,243,675.00
Lincoln Park Neighborhood Green Street Network	City of Los Angeles Sanitation and Environment	Yes		\$3,726,916.00	\$3,726,916.00	\$3,726,916.00	\$3,726,916.00	\$3,726,916.00	\$18,634,580.00
Broadway-Manchester Multi-Modal Green Streets Project	City of Los Angeles Bureau of Street Services (StreetsLA)	Yes		\$886,000.00	\$4,000,000.00	\$4,000,000.00	\$2,833,000.00	\$0.00	\$11,719,000.00
Altadena - Lake Avenue Green Improvement	Los Angeles County Public Works	Yes		\$500,000.00	\$0.00	\$0.00	\$0.00	\$0.00	\$500,000.00
Westmont - Vermont Avenue Green Improvement	Los Angeles County Public Works	Yes		\$500,000.00	\$0.00	\$0.00	\$0.00	\$0.00	\$500,000.00
David M. Gonzales Recreation Center Stormwater Capture Project	Los Angeles Department of Water and Power (LADWP)	Yes		\$388,000.00	\$581,000.00	\$1,550,000.00	\$2,130,000.00	\$3,099,000.00	\$7,748,000.00
Valley Plaza Park Stormwater Capture Project	Los Angeles Department of Water and Power (LADWP)	Yes		\$529,000.00	\$794,000.00	\$2,116,000.00	\$2,910,000.00	\$4,232,000.00	\$10,581,000.00
Metro Orange Line a Water Infiltration and Quality Project	Los Angeles County Metropolitan Transportation Authority	Yes		\$1,600,000.00	\$5,070,400.00	\$6,000,000.00	\$7,288,000.00	\$823,200.00	\$20,781,600.00
Arroyo Seco-San Rafael Treatment Wetlands	City of Pasadena	Yes		\$1,194,953.00	\$1,205,468.00	\$1,185,468.00	\$1,185,468.00	\$0.00	\$4,771,357.00
Scientific Study				\$1,410,258.00	\$489,435.00	\$218,220.00	\$0.00	\$0.00	\$2,117,913.00
Fire Effects Study in the ULAR Watershed Management Area	San Gabriel Valley Council of Governments	No		\$203,616.00	\$198,014.00	\$218,220.00	\$0.00	\$0.00	\$619,850.00
Evaluation of infiltration testing methods for design of stormwater drywell systems	California State Polytechnic University, Pomona	No		\$554,684.00	\$0.00	\$0.00	\$0.00	\$0.00	\$554,684.00
LAUSD Living Schoolyards Program Pilot Study	TreePeople	No		\$651,958.00	\$291,421.00	\$0.00	\$0.00	\$0.00	\$943,379.00
Technical Resource				\$600,000.00	\$0.00	\$0.00	\$0.00	\$0.00	\$600,000.00
McCambridge Park Stormwater Capture Multi-Benefit Project	City of Burbank	Yes		\$300,000.00	\$0.00	\$0.00	\$0.00	\$0.00	\$300,000.00
South Pasadena Huntington Drive Regional Green Street	City of South Pasadena	Yes		\$300,000.00	\$0.00	\$0.00	\$0.00	\$0.00	\$300,000.00
Grand Total			\$27,315,801.32	\$45,996,271.21	\$36,729,064.70	\$31,288,673.80	\$30,182,284.00	\$12,865,116.00	\$184,377,211.03