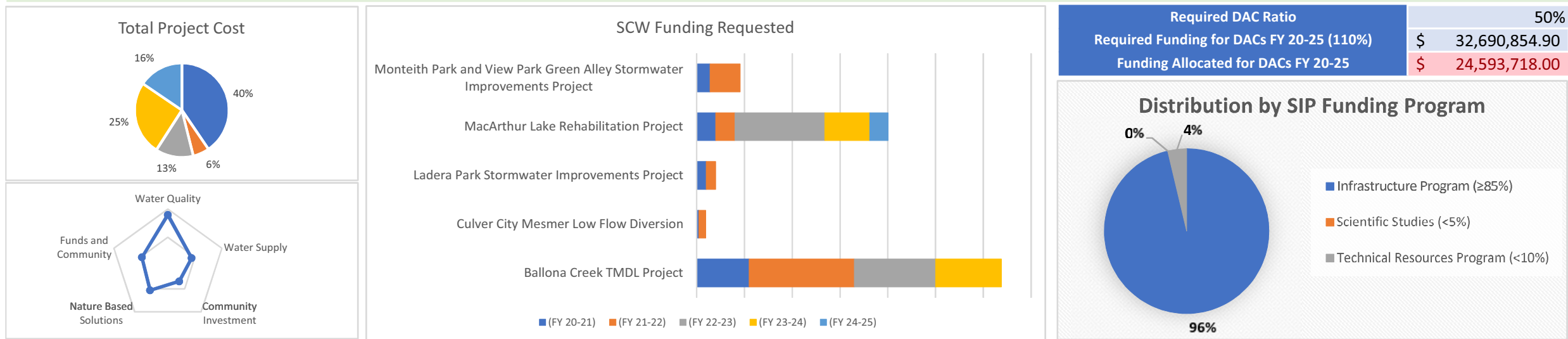


CSMB SIP SCENARIO 1: TOP 5 RANKED IP + TRP (FOR SIP DISCUSSION ONLY)

Project Details



Watershed Area
Central Santa Monica Bay
Lower Los Angeles River
Lower San Gabriel River
North Santa Monica Bay
Rio Hondo
Santa Clara River
South Santa Monica Bay
Upper Los Angeles River
Upper San Gabriel River

Projects
IP 10-Imperial Highway Sunken ...
IP 1-Monteith Park and View Pa...
IP 2-MacArthur Lake Rehabilita...
IP 3-Culver City Mesmer Low Fl...
IP 4-Ladera Park Stormwater Im...
IP 5-Ballona Creek TMDL Project
IP 6-Beverly Hills Burton Way Gr...
IP 7-Sustainable Water Infrastru...
IP 9-Washington Boulevard Stor...
SS 0-Coordinated Safe Clean Wa...
SS 0-Recalculation of Wet Weat...
SS 0-Regional Scientific Study to...
TRP 8-Edward Vincent Junior Pa...
TRP -Watershed Coordinator #1
TRP -Watershed Coordinator #2

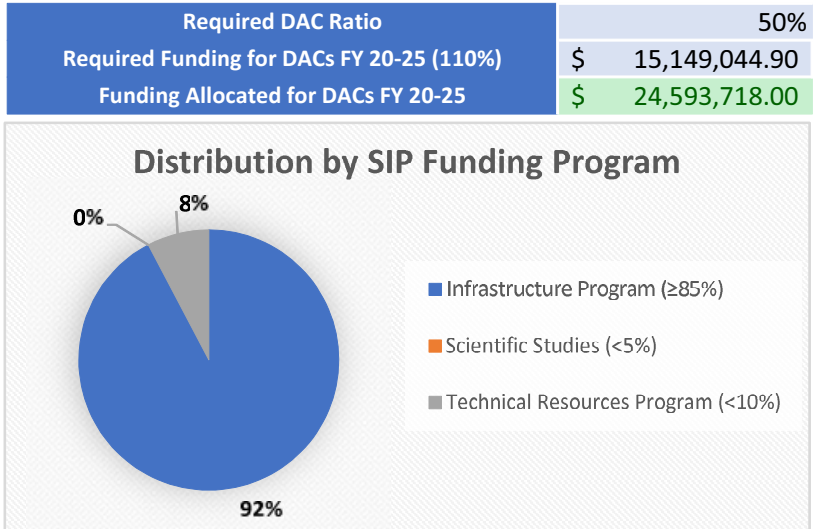
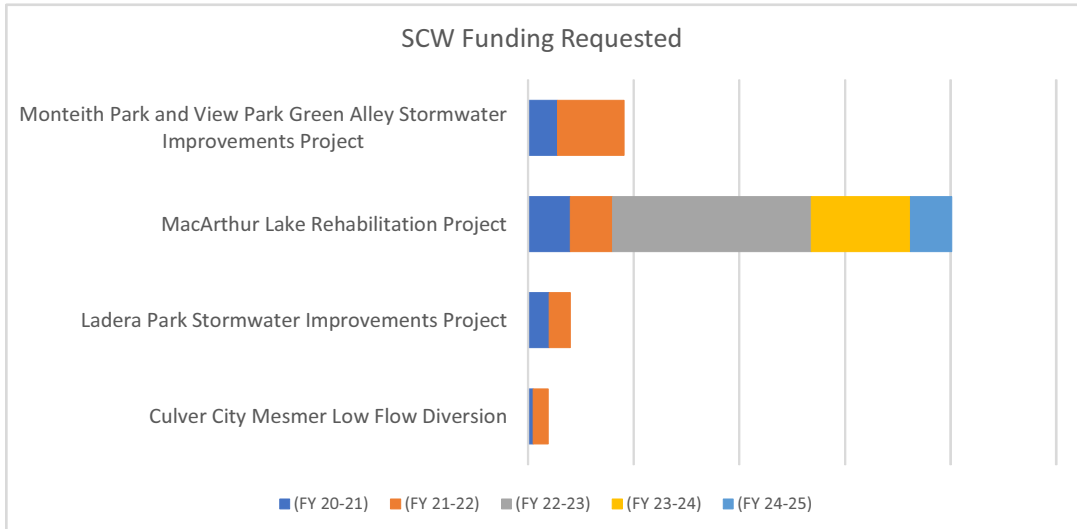
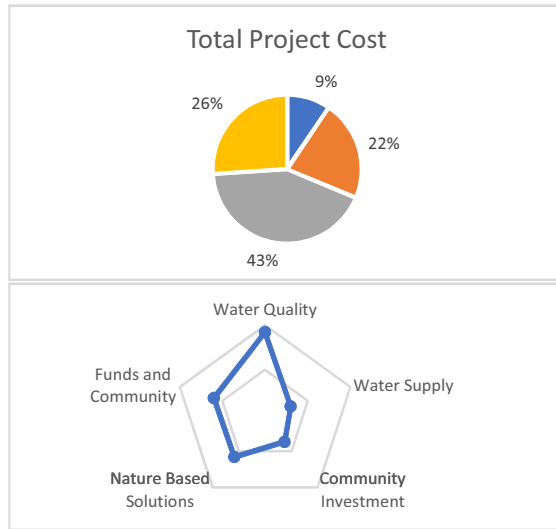
Stormwater Investment Plan Preview

	(FY 20-21)	(FY 21-22)	(FY 22-23)	(FY 23-24)	(FY 24-25)	Future Funding	TOTAL
A. Anticipated Annual Regional Program Funds Collected	\$17.84 M	\$17.84 M	\$17.84 M	\$17.84 M	\$17.84 M		\$89.19 M
B. Anticipated Annual Regional Program Funds Available (A+D)	\$17.84 M	\$24.84 M	\$24.41 M	\$23.95 M	\$29.80 M		
C. Total Allocated in the SIP	\$10.84 M	\$18.26 M	\$18.30 M	\$11.99 M	\$2.35 M	\$0.00 M	\$61.74 M
D. Remaining Balance/Rollover Funds (B-C)	\$7.00 M	\$6.57 M	\$6.11 M	\$11.96 M	\$27.45 M		
E. Percent Allocated (C/B)	61%	74%	75%	50%	8%		69%

Row Labels	DAC	(FY 20-21)	(FY 21-22)	(FY 22-23)	(FY 23-24)	(FY 24-25)	Future Funding	TOTAL
Infrastructure Program		\$ 10,137,500.00	\$ 17,862,500.00	\$ 17,897,900.00	\$ 11,592,100.00	\$ 1,947,918.00	\$ -	\$ 59,437,918.00
Ballona Creek TMDL Project	No	\$ 5,500,000.00	\$ 11,000,000.00	\$ 8,500,000.00	\$ 6,894,200.00	\$ -	\$ -	\$ 31,894,200.00
Culver City Mesmer Low Flow Diversio	No	\$ 237,500.00	\$ 712,500.00	\$ -	\$ -	\$ -	\$ -	\$ 950,000.00
Ladera Park Stormwater Improvement	No	\$ 1,000,000.00	\$ 1,000,000.00	\$ -	\$ -	\$ -	\$ -	\$ 2,000,000.00
MacArthur Lake Rehabilitation Project	Yes	\$ 2,000,000.00	\$ 2,000,000.00	\$ 9,397,900.00	\$ 4,697,900.00	\$ 1,947,918.00	\$ -	\$ 20,043,718.00
Monteith Park and View Park Green A	Yes	\$ 1,400,000.00	\$ 3,150,000.00	\$ -	\$ -	\$ -	\$ -	\$ 4,550,000.00
Technical Resources Program		\$ 700,000.00	\$ 400,000.00	\$ 400,000.00	\$ 400,000.00	\$ 400,000.00	\$ -	\$ 2,300,000.00
Edward Vincent Junior Park Stormwat	(blank)	\$ 300,000.00					\$ -	\$ 300,000.00
Watershed Coordinator #1	(blank)	\$ 200,000.00	\$ 200,000.00	\$ 200,000.00	\$ 200,000.00	\$ 200,000.00		\$ 1,000,000.00
Watershed Coordinator #2	(blank)	\$ 200,000.00	\$ 200,000.00	\$ 200,000.00	\$ 200,000.00	\$ 200,000.00		\$ 1,000,000.00
Grand Total		\$ 10,837,500.00	\$ 18,262,500.00	\$ 18,297,900.00	\$ 11,992,100.00	\$ 2,347,918.00	\$ -	\$ 61,737,918.00

CSMB SIP SCENARIO 2: TOP 4 RANKED IP + TRP (FOR SIP DISCUSSION ONLY)

Project Details



Watershed Area
Central Santa Monica Bay
Lower Los Angeles River
Lower San Gabriel River
North Santa Monica Bay
Rio Hondo
Santa Clara River
South Santa Monica Bay
Upper Los Angeles River
Upper San Gabriel River

Projects
IP 10-Imperial Highway Sunken ...
IP 1-Monteith Park and View Pa...
IP 2-MacArthur Lake Rehabilitat...
IP 3-Culver City Mesmer Low Fl...
IP 4-Ladera Park Stormwater Im...
IP 5-Ballona Creek TMDL Project
IP 6-Beverly Hills Burton Way Gr...
IP 7-Sustainable Water Infrastru...
IP 9-Washington Boulevard Stor...
SS 0-Coordinated Safe Clean Wa...
SS 0-Recalculation of Wet Weat...
SS 0-Regional Scientific Study to...
TRP 8-Edward Vincent Junior Pa...
TRP -Watershed Coordinator #1
TRP -Watershed Coordinator #2

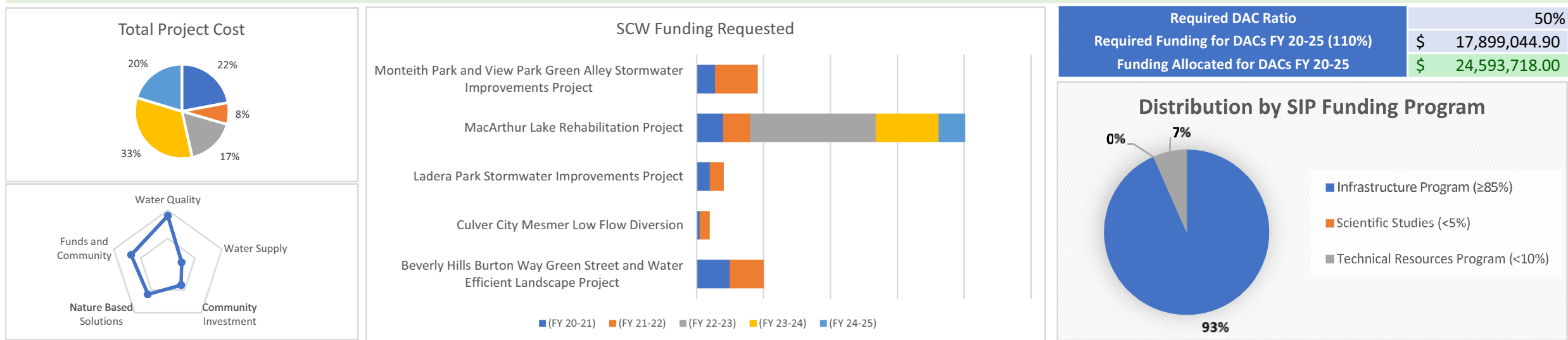
Stormwater Investment Plan Preview

	(FY 20-21)	(FY 21-22)	(FY 22-23)	(FY 23-24)	(FY 24-25)	Future Funding	TOTAL
A. Anticipated Annual Regional Program Funds Collected	\$17.84 M	\$17.84 M	\$17.84 M	\$17.84 M	\$17.84 M		\$89.19 M
B. Anticipated Annual Regional Program Funds Available (A+D)	\$17.84 M	\$30.34 M	\$40.91 M	\$48.95 M	\$61.69 M		
C. Total Allocated in the SIP	\$5.34 M	\$7.26 M	\$9.80 M	\$5.10 M	\$2.35 M	\$0.00 M	\$29.84 M
D. Remaining Balance/Rollover Funds (B-C)	\$12.50 M	\$23.07 M	\$31.11 M	\$43.85 M	\$59.34 M		
E. Percent Allocated (C/B)	30%	24%	24%	10%	4%		33%

Row Labels	DAC	(FY 20-21)	(FY 21-22)	(FY 22-23)	(FY 23-24)	(FY 24-25)	Future Funding	TOTAL
Infrastructure Program		\$ 4,637,500.00	\$ 6,862,500.00	\$ 9,397,900.00	\$ 4,697,900.00	\$ 1,947,918.00	\$ -	\$ 27,543,718.00
Culver City Mesmer Low Flow Diversion	No	\$ 237,500.00	\$ 712,500.00	\$ -	\$ -	\$ -	\$ -	\$ 950,000.00
Ladera Park Stormwater Improvement	No	\$ 1,000,000.00	\$ 1,000,000.00	\$ -	\$ -	\$ -	\$ -	\$ 2,000,000.00
MacArthur Lake Rehabilitation Project	Yes	\$ 2,000,000.00	\$ 2,000,000.00	\$ 9,397,900.00	\$ 4,697,900.00	\$ 1,947,918.00	\$ -	\$ 20,043,718.00
Monteith Park and View Park Green Alley	Yes	\$ 1,400,000.00	\$ 3,150,000.00	\$ -	\$ -	\$ -	\$ -	\$ 4,550,000.00
Technical Resources Program		\$ 700,000.00	\$ 400,000.00	\$ 400,000.00	\$ 400,000.00	\$ 400,000.00	\$ -	\$ 2,300,000.00
Edward Vincent Junior Park Stormwater	(blank)	\$ 300,000.00					\$ -	\$ 300,000.00
Watershed Coordinator #1	(blank)	\$ 200,000.00	\$ 200,000.00	\$ 200,000.00	\$ 200,000.00	\$ 200,000.00		\$ 1,000,000.00
Watershed Coordinator #2	(blank)	\$ 200,000.00	\$ 200,000.00	\$ 200,000.00	\$ 200,000.00	\$ 200,000.00		\$ 1,000,000.00
Grand Total		\$ 5,337,500.00	\$ 7,262,500.00	\$ 9,797,900.00	\$ 5,097,900.00	\$ 2,347,918.00	\$ -	\$ 29,843,718.00

CSMB SIP SCENARIO 3: TOP 4 & 6TH RANKED IP + TRP (FOR SIP DISCUSSION ONLY)

Project Details



Watershed Area
Central Santa Monica Bay
Lower Los Angeles River
Lower San Gabriel River
North Santa Monica Bay
Rio Hondo
Santa Clara River
South Santa Monica Bay
Upper Los Angeles River
Upper San Gabriel River

Projects
IP 10-Imperial Highway Sunken ...
IP 1-Monteith Park and View Pa...
IP 2-MacArthur Lake Rehabilitat...
IP 3-Culver City Mesmer Low Fl...
IP 4-Ladera Park Stormwater Im...
IP 5-Ballona Creek TMDL Project
IP 6-Beverly Hills Burton Way Gr...
IP 7-Sustainable Water Infrastru...
IP 9-Washington Boulevard Stor...
SS 0-Coordinated Safe Clean Wa...
SS 0-Recalculation of Wet Weat...
SS 0-Regional Scientific Study to...
TRP 8-Edward Vincent Junior Pa...
TRP -Watershed Coordinator #1
TRP -Watershed Coordinator #2

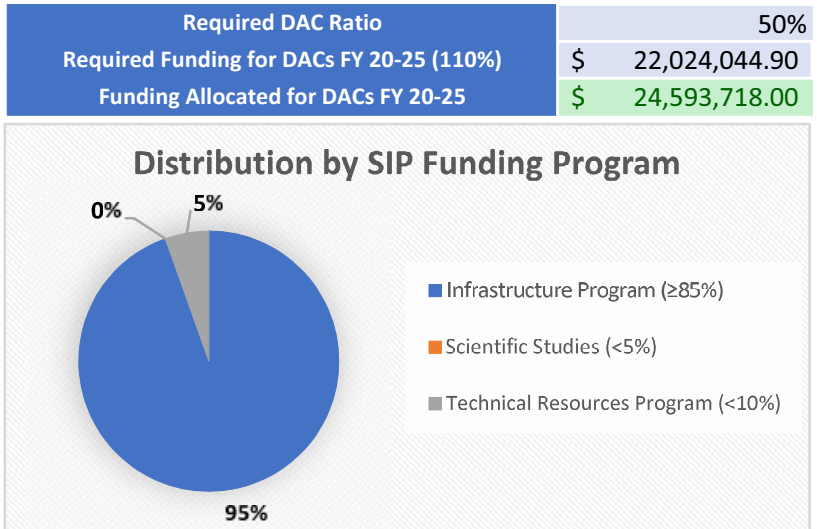
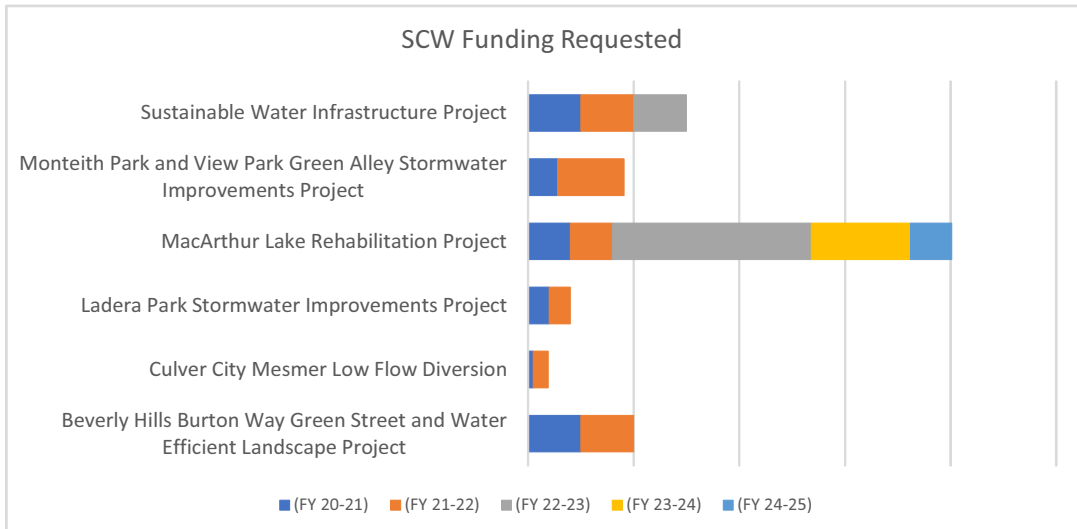
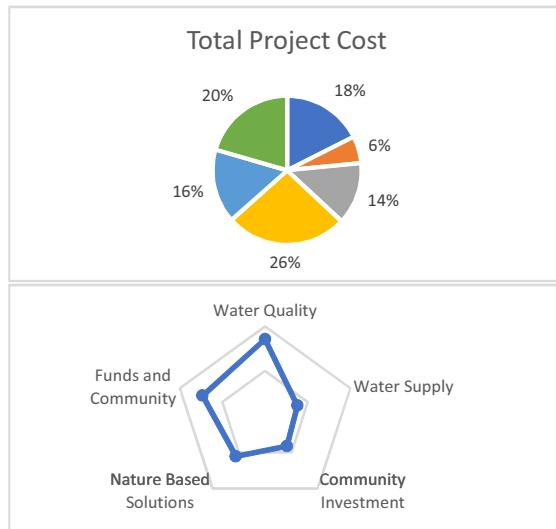
Stormwater Investment Plan Preview

	(FY 20-21)	(FY 21-22)	(FY 22-23)	(FY 23-24)	(FY 24-25)	Future Funding	TOTAL
A. Anticipated Annual Regional Program Funds Collected	\$17.84 M	\$17.84 M	\$17.84 M	\$17.84 M	\$17.84 M		\$89.19 M
B. Anticipated Annual Regional Program Funds Available (A+D)	\$17.84 M	\$27.84 M	\$35.91 M	\$43.95 M	\$56.69 M		
C. Total Allocated in the SIP	\$7.84 M	\$9.76 M	\$9.80 M	\$5.10 M	\$2.35 M	\$0.00 M	\$34.84 M
D. Remaining Balance/Rollover Funds (B-C)	\$10.00 M	\$18.07 M	\$26.11 M	\$38.85 M	\$54.34 M		
E. Percent Allocated (C/B)	44%	35%	27%	12%	4%		39%

Row Labels	DAC	(FY 20-21)	(FY 21-22)	(FY 22-23)	(FY 23-24)	(FY 24-25)	Future Funding	TOTAL
Infrastructure Program		\$ 7,137,500.00	\$ 9,362,500.00	\$ 9,397,900.00	\$ 4,697,900.00	\$ 1,947,918.00	\$ -	\$ 32,543,718.00
Beverly Hills Burton Way Green Street	No	\$ 2,500,000.00	\$ 2,500,000.00	\$ -	\$ -	\$ -	\$ -	\$ 5,000,000.00
Culver City Mesmer Low Flow Diversio	No	\$ 237,500.00	\$ 712,500.00	\$ -	\$ -	\$ -	\$ -	\$ 950,000.00
Ladera Park Stormwater Improvement	No	\$ 1,000,000.00	\$ 1,000,000.00	\$ -	\$ -	\$ -	\$ -	\$ 2,000,000.00
MacArthur Lake Rehabilitation Project	Yes	\$ 2,000,000.00	\$ 2,000,000.00	\$ 9,397,900.00	\$ 4,697,900.00	\$ 1,947,918.00	\$ -	\$ 20,043,718.00
Monteith Park and View Park Green A	Yes	\$ 1,400,000.00	\$ 3,150,000.00	\$ -	\$ -	\$ -	\$ -	\$ 4,550,000.00
Technical Resources Program		\$ 700,000.00	\$ 400,000.00	\$ 400,000.00	\$ 400,000.00	\$ 400,000.00	\$ -	\$ 2,300,000.00
Edward Vincent Junior Park Stormwat	(blank)	\$ 300,000.00					\$ -	\$ 300,000.00
Watershed Coordinator #1	(blank)	\$ 200,000.00	\$ 200,000.00	\$ 200,000.00	\$ 200,000.00	\$ 200,000.00		\$ 1,000,000.00
Watershed Coordinator #2	(blank)	\$ 200,000.00	\$ 200,000.00	\$ 200,000.00	\$ 200,000.00	\$ 200,000.00		\$ 1,000,000.00
Grand Total		\$ 7,837,500.00	\$ 9,762,500.00	\$ 9,797,900.00	\$ 5,097,900.00	\$ 2,347,918.00	\$ -	\$ 34,843,718.00

CSMB SIP SCENARIO 4: TOP 4, 6TH, 7TH RANKED IP + TRP (FOR SIP DISCUSSION ONLY)

Project Details



Watershed Area
Central Santa Monica Bay
Lower Los Angeles River
Lower San Gabriel River
North Santa Monica Bay
Rio Hondo
Santa Clara River
South Santa Monica Bay
Upper Los Angeles River
Upper San Gabriel River

Stormwater Investment Plan Preview

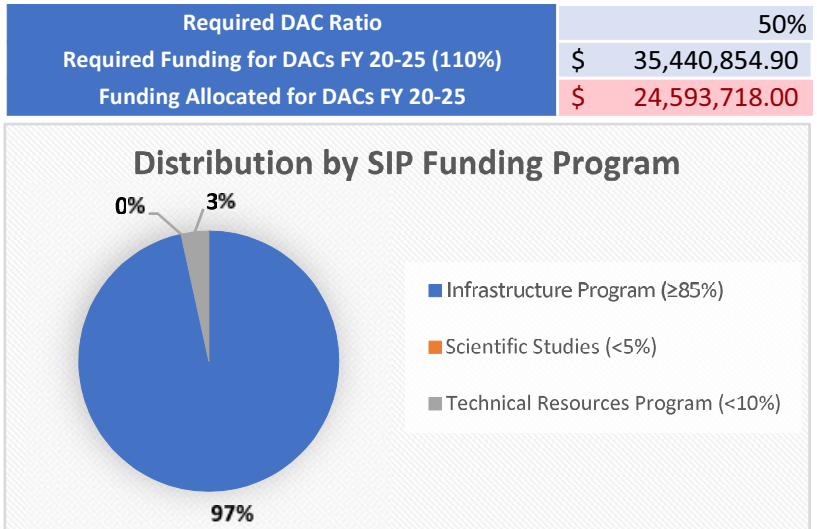
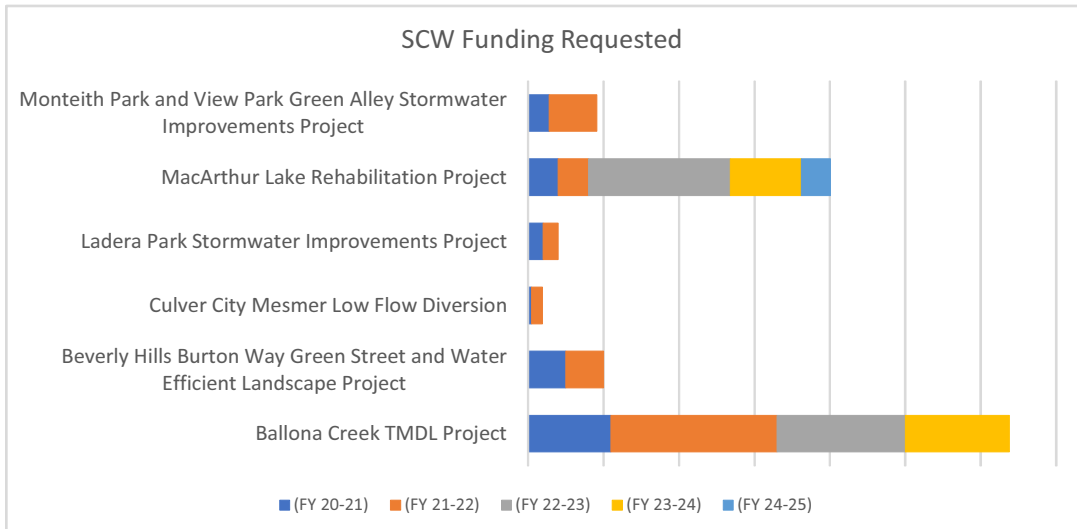
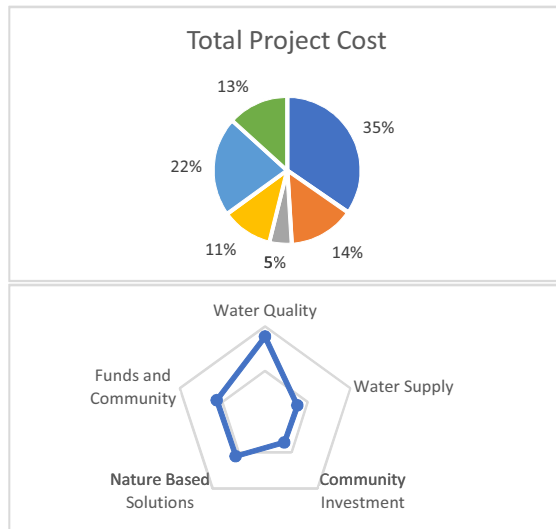
	(FY 20-21)	(FY 21-22)	(FY 22-23)	(FY 23-24)	(FY 24-25)	Future Funding	TOTAL
A. Anticipated Annual Regional Program Funds Collected	\$17.84 M	\$17.84 M	\$17.84 M	\$17.84 M	\$17.84 M		\$89.19 M
B. Anticipated Annual Regional Program Funds Available (A+D)	\$17.84 M	\$25.34 M	\$30.91 M	\$36.45 M	\$49.19 M		
C. Total Allocated in the SIP	\$10.34 M	\$12.26 M	\$12.30 M	\$5.10 M	\$2.35 M	\$0.00 M	\$42.34 M
D. Remaining Balance/Rollover Funds (B-C)	\$7.50 M	\$13.07 M	\$18.61 M	\$31.35 M	\$46.84 M		
E. Percent Allocated (C/B)	58%	48%	40%	14%	5%		47%

Projects
IP 10-Imperial Highway Sunken ...
IP 1-Monteith Park and View Pa...
IP 2-MacArthur Lake Rehabilita...
IP 3-Culver City Mesmer Low Fl...
IP 4-Ladera Park Stormwater Im...
IP 5-Ballona Creek TMDL Project
IP 6-Beverly Hills Burton Way Gr...
IP 7-Sustainable Water Infrastru...
IP 9-Washington Boulevard Stor...
SS 0-Coordinated Safe Clean Wa...
SS 0-Recalculation of Wet Weat...
SS 0-Regional Scientific Study to...
TRP 8-Edward Vincent Junior Pa...
TRP -Watershed Coordinator #1
TRP -Watershed Coordinator #2

Row Labels	DAC	(FY 20-21)	(FY 21-22)	(FY 22-23)	(FY 23-24)	(FY 24-25)	Future Funding	TOTAL
Infrastructure Program		\$ 9,637,500.00	\$ 11,862,500.00	\$ 11,897,900.00	\$ 4,697,900.00	\$ 1,947,918.00	\$ -	\$ 40,043,718.00
Beverly Hills Burton Way Green Street	No	\$ 2,500,000.00	\$ 2,500,000.00	\$ -	\$ -	\$ -	\$ -	\$ 5,000,000.00
Culver City Mesmer Low Flow Diversio	No	\$ 237,500.00	\$ 712,500.00	\$ -	\$ -	\$ -	\$ -	\$ 950,000.00
Ladera Park Stormwater Improvement	No	\$ 1,000,000.00	\$ 1,000,000.00	\$ -	\$ -	\$ -	\$ -	\$ 2,000,000.00
MacArthur Lake Rehabilitation Project	Yes	\$ 2,000,000.00	\$ 2,000,000.00	\$ 9,397,900.00	\$ 4,697,900.00	\$ 1,947,918.00	\$ -	\$ 20,043,718.00
Monteith Park and View Park Green A	Yes	\$ 1,400,000.00	\$ 3,150,000.00	\$ -	\$ -	\$ -	\$ -	\$ 4,550,000.00
Sustainable Water Infrastructure Proje	No	\$ 2,500,000.00	\$ 2,500,000.00	\$ 2,500,000.00	\$ -	\$ -	\$ -	\$ 7,500,000.00
Technical Resources Program		\$ 700,000.00	\$ 400,000.00	\$ 400,000.00	\$ 400,000.00	\$ 400,000.00	\$ -	\$ 2,300,000.00
Edward Vincent Junior Park Stormwat	(blank)	\$ 300,000.00					\$ -	\$ 300,000.00
Watershed Coordinator #1	(blank)	\$ 200,000.00	\$ 200,000.00	\$ 200,000.00	\$ 200,000.00	\$ 200,000.00		\$ 1,000,000.00
Watershed Coordinator #2	(blank)	\$ 200,000.00	\$ 200,000.00	\$ 200,000.00	\$ 200,000.00	\$ 200,000.00		\$ 1,000,000.00
Grand Total		\$ 10,337,500.00	\$ 12,262,500.00	\$ 12,297,900.00	\$ 5,097,900.00	\$ 2,347,918.00	\$ -	\$ 42,343,718.00

CSMB SIP SCENARIO 5: TOP 6 RANKED IP + TRP (FOR SIP DISCUSSION ONLY)

Project Details



Watershed Area
Central Santa Monica Bay
Lower Los Angeles River
Lower San Gabriel River
North Santa Monica Bay
Rio Hondo
Santa Clara River
South Santa Monica Bay
Upper Los Angeles River
Upper San Gabriel River

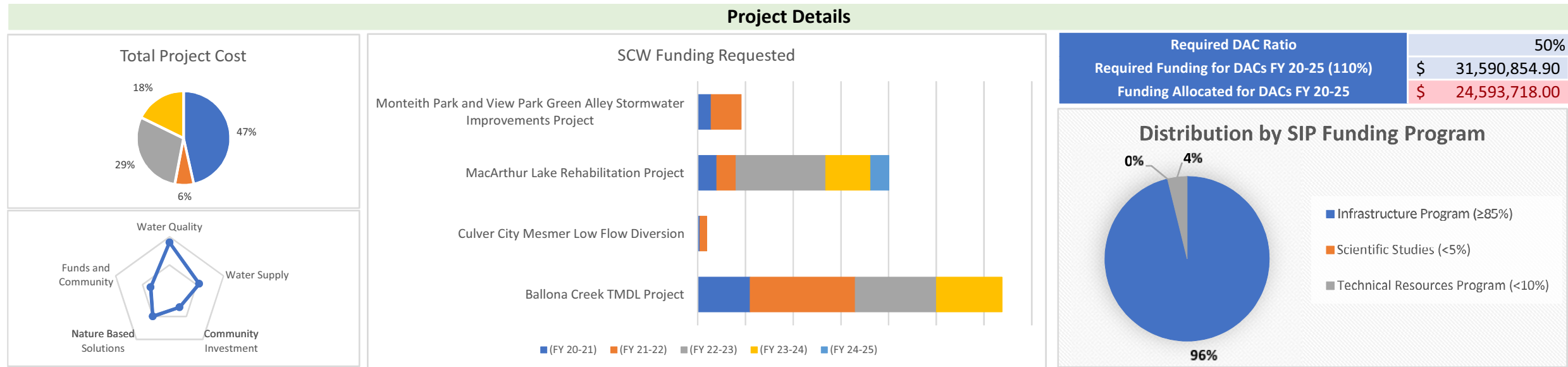
Stormwater Investment Plan Preview

	(FY 20-21)	(FY 21-22)	(FY 22-23)	(FY 23-24)	(FY 24-25)	Future Funding	TOTAL
A. Anticipated Annual Regional Program Funds Collected	\$17.84 M	\$17.84 M	\$17.84 M	\$17.84 M	\$17.84 M		\$89.19 M
B. Anticipated Annual Regional Program Funds Available (A+D)	\$17.84 M	\$22.34 M	\$19.41 M	\$18.95 M	\$24.80 M		
C. Total Allocated in the SIP	\$13.34 M	\$20.76 M	\$18.30 M	\$11.99 M	\$2.35 M	\$0.00 M	\$66.74 M
D. Remaining Balance/Rollover Funds (B-C)	\$4.50 M	\$1.57 M	\$1.11 M	\$6.96 M	\$22.45 M		
E. Percent Allocated (C/B)	75%	93%	94%	63%	9%		75%

Projects
IP 10-Imperial Highway Sunken ...
IP 1-Monteith Park and View Pa...
IP 2-MacArthur Lake Rehabilita...
IP 3-Culver City Mesmer Low Fl...
IP 4-Ladera Park Stormwater Im...
IP 5-Ballona Creek TMDL Project
IP 6-Beverly Hills Burton Way Gr...
IP 7-Sustainable Water Infrastru...
IP 9-Washington Boulevard Stor...
SS 0-Coordinated Safe Clean Wa...
SS 0-Recalculation of Wet Weat...
SS 0-Regional Scientific Study to...
TRP 8-Edward Vincent Junior Pa...
TRP -Watershed Coordinator #1
TRP -Watershed Coordinator #2

Row Labels	DAC	(FY 20-21)	(FY 21-22)	(FY 22-23)	(FY 23-24)	(FY 24-25)	Future Funding	TOTAL
Infrastructure Program		\$ 12,637,500.00	\$ 20,362,500.00	\$ 17,897,900.00	\$ 11,592,100.00	\$ 1,947,918.00	\$ -	\$ 64,437,918.00
Ballona Creek TMDL Project	No	\$ 5,500,000.00	\$ 11,000,000.00	\$ 8,500,000.00	\$ 6,894,200.00	\$ -	\$ -	\$ 31,894,200.00
Beverly Hills Burton Way Green Street	No	\$ 2,500,000.00	\$ 2,500,000.00	\$ -	\$ -	\$ -	\$ -	\$ 5,000,000.00
Culver City Mesmer Low Flow Diversio	No	\$ 237,500.00	\$ 712,500.00	\$ -	\$ -	\$ -	\$ -	\$ 950,000.00
Ladera Park Stormwater Improvement	No	\$ 1,000,000.00	\$ 1,000,000.00	\$ -	\$ -	\$ -	\$ -	\$ 2,000,000.00
MacArthur Lake Rehabilitation Project	Yes	\$ 2,000,000.00	\$ 2,000,000.00	\$ 9,397,900.00	\$ 4,697,900.00	\$ 1,947,918.00	\$ -	\$ 20,043,718.00
Monteith Park and View Park Green A	Yes	\$ 1,400,000.00	\$ 3,150,000.00	\$ -	\$ -	\$ -	\$ -	\$ 4,550,000.00
Technical Resources Program		\$ 700,000.00	\$ 400,000.00	\$ 400,000.00	\$ 400,000.00	\$ 400,000.00	\$ -	\$ 2,300,000.00
Edward Vincent Junior Park Stormwat	(blank)	\$ 300,000.00					\$ -	\$ 300,000.00
Watershed Coordinator #1	(blank)	\$ 200,000.00	\$ 200,000.00	\$ 200,000.00	\$ 200,000.00	\$ 200,000.00		\$ 1,000,000.00
Watershed Coordinator #2	(blank)	\$ 200,000.00	\$ 200,000.00	\$ 200,000.00	\$ 200,000.00	\$ 200,000.00		\$ 1,000,000.00
Grand Total		\$ 13,337,500.00	\$ 20,762,500.00	\$ 18,297,900.00	\$ 11,992,100.00	\$ 2,347,918.00	\$ -	\$ 66,737,918.00

CSMB SIP SCENARIO 6: TOP 3 & 5TH RANKED IP + TRP (FOR SIP DISCUSSION ONLY)



Watershed Area	
Central Santa Monica Bay	
Lower Los Angeles River	
Lower San Gabriel River	
North Santa Monica Bay	
Rio Hondo	
Santa Clara River	
South Santa Monica Bay	
Upper Los Angeles River	
Upper San Gabriel River	

Projects	
IP 10-Imperial Highway Sunken ...	
IP 1-Monteith Park and View Pa...	
IP 2-MacArthur Lake Rehabilitat...	
IP 3-Culver City Mesmer Low Fl...	
IP 4-Ladera Park Stormwater Im...	
IP 5-Ballona Creek TMDL Project	
IP 6-Beverly Hills Burton Way Gr...	
IP 7-Sustainable Water Infrastru...	
IP 9-Washington Boulevard Stor...	
SS 0-Coordinated Safe Clean Wa...	
SS 0-Recalculation of Wet Weat...	
SS 0-Regional Scientific Study to...	
TRP 8-Edward Vincent Junior Pa...	
TRP -Watershed Coordinator #1	
TRP -Watershed Coordinator #2	

Stormwater Investment Plan Preview

	(FY 20-21)	(FY 21-22)	(FY 22-23)	(FY 23-24)	(FY 24-25)	Future Funding	TOTAL
A. Anticipated Annual Regional Program Funds Collected	\$17.84 M	\$17.84 M	\$17.84 M	\$17.84 M	\$17.84 M		\$89.19 M
B. Anticipated Annual Regional Program Funds Available (A+D)	\$17.84 M	\$25.84 M	\$26.41 M	\$25.95 M	\$31.80 M		
C. Total Allocated in the SIP	\$9.84 M	\$17.26 M	\$18.30 M	\$11.99 M	\$2.35 M	\$0.00 M	\$59.74 M
D. Remaining Balance/Rollover Funds (B-C)	\$8.00 M	\$8.57 M	\$8.11 M	\$13.96 M	\$29.45 M		
E. Percent Allocated (C/B)	55%	67%	69%	46%	7%		67%

Row Labels	DAC	(FY 20-21)	(FY 21-22)	(FY 22-23)	(FY 23-24)	(FY 24-25)	Future Funding	TOTAL
Infrastructure Program		\$ 9,137,500.00	\$ 16,862,500.00	\$ 17,897,900.00	\$ 11,592,100.00	\$ 1,947,918.00	\$ -	\$ 57,437,918.00
Ballona Creek TMDL Project	No	\$ 5,500,000.00	\$ 11,000,000.00	\$ 8,500,000.00	\$ 6,894,200.00	\$ -	\$ -	\$ 31,894,200.00
Culver City Mesmer Low Flow Diversio	No	\$ 237,500.00	\$ 712,500.00	\$ -	\$ -	\$ -	\$ -	\$ 950,000.00
MacArthur Lake Rehabilitation Project	Yes	\$ 2,000,000.00	\$ 2,000,000.00	\$ 9,397,900.00	\$ 4,697,900.00	\$ 1,947,918.00	\$ -	\$ 20,043,718.00
Monteith Park and View Park Green A	Yes	\$ 1,400,000.00	\$ 3,150,000.00	\$ -	\$ -	\$ -	\$ -	\$ 4,550,000.00
Technical Resources Program		\$ 700,000.00	\$ 400,000.00	\$ 400,000.00	\$ 400,000.00	\$ 400,000.00	\$ -	\$ 2,300,000.00
Edward Vincent Junior Park Stormwat	(blank)	\$ 300,000.00					\$ -	\$ 300,000.00
Watershed Coordinator #1	(blank)	\$ 200,000.00	\$ 200,000.00	\$ 200,000.00	\$ 200,000.00	\$ 200,000.00		\$ 1,000,000.00
Watershed Coordinator #2	(blank)	\$ 200,000.00	\$ 200,000.00	\$ 200,000.00	\$ 200,000.00	\$ 200,000.00		\$ 1,000,000.00
Grand Total		\$ 9,837,500.00	\$ 17,262,500.00	\$ 18,297,900.00	\$ 11,992,100.00	\$ 2,347,918.00	\$ -	\$ 59,737,918.00