

Safe, Clean Water Program



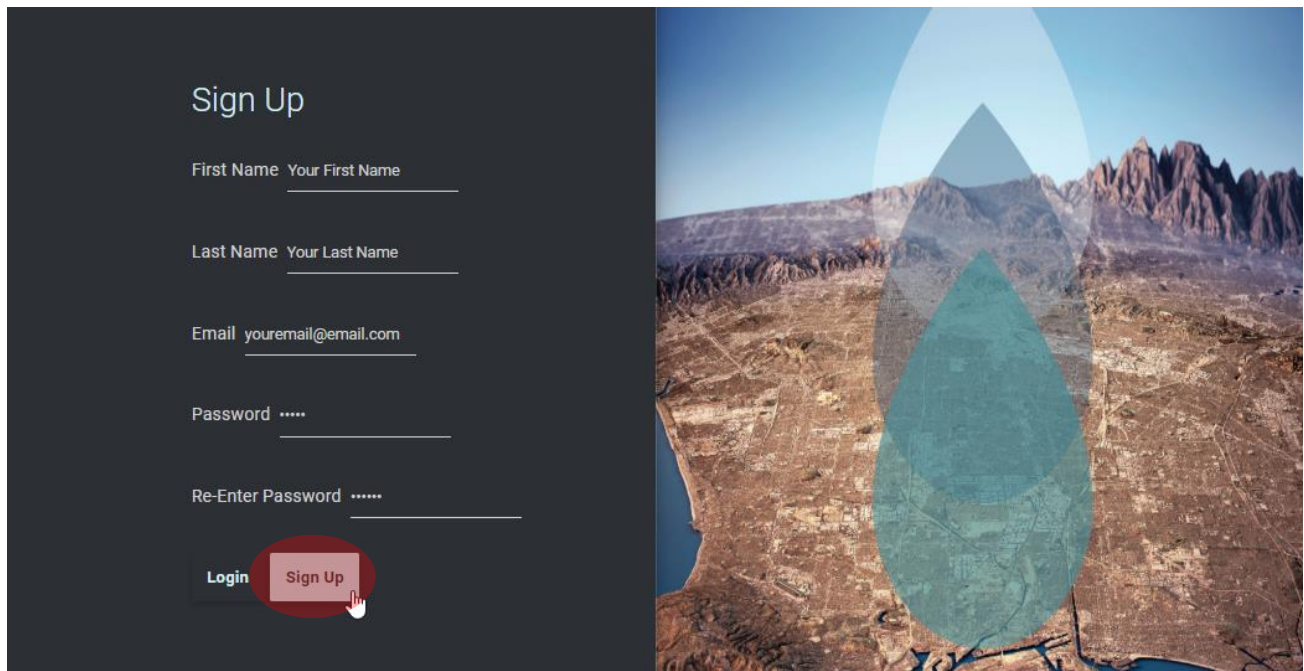
Project Module Tutorial for Committee Members

To access and use the Projects Module, please follow the steps outlined below.

Website: <https://portal.safecleanwaterla.org/projects-module/application>.

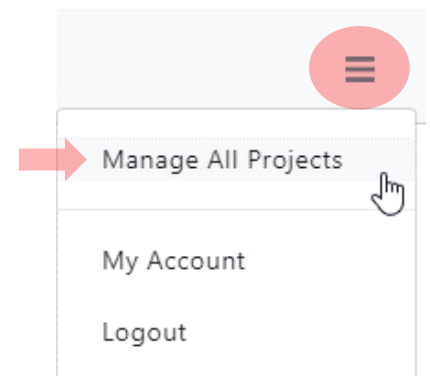
Create an Account

1. From the Login page, click **"Sign Up"**.
2. Complete all fields, create a password, and click **"Sign Up"** to create your account.
 - a. The District will grant access for Committee Members to view projects. Granting Committee Member access may take a few days. Please email SafeCleanWaterLA@dpw.lacounty.gov for assistance.



View Projects

1. Click the 3 horizontal lines at the top right corner and select **"Manage All Projects"**

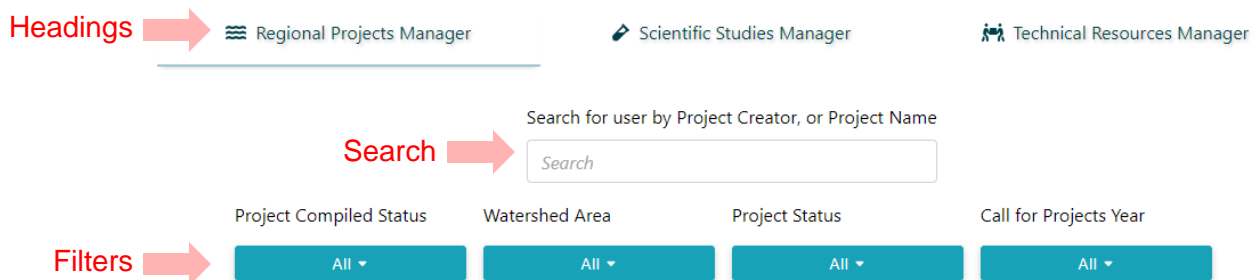


Safe, Clean Water Program




Project Module Tutorial for Committee Members

2. Click the **Regional Projects Manager**, **Scientific Studies Manager**, and **Technical Resources Manager** headings to switch between submittal type. The Projects Module will display ALL Projects for that heading. Use the filter and search functions to narrow your results.
 - a. To filter the Projects by **Project Compiled Status**, **Watershed Area**, **Project Status**, and/or **Call for Projects Year**, click the blue drop down button below each heading and selecting the filter you would like to apply.
 - b. To search for a specific Project, type the **Project Creator** or **Project Name** into the search bar.



Download the Feasibility Study Report and View Projects

1. To Download the compiled Feasibility Study Report, Click the  Download Icon and Save to your Computer.
2. Click the **"View"** button for a Project to see additional details.

