



Leveraged Funds- A Collaborative Opportunity

Nancy Shrodes, Watershed Coordinator



October 19, 2022

South Santa Monica Bay Watershed Area Steering Committee Meeting



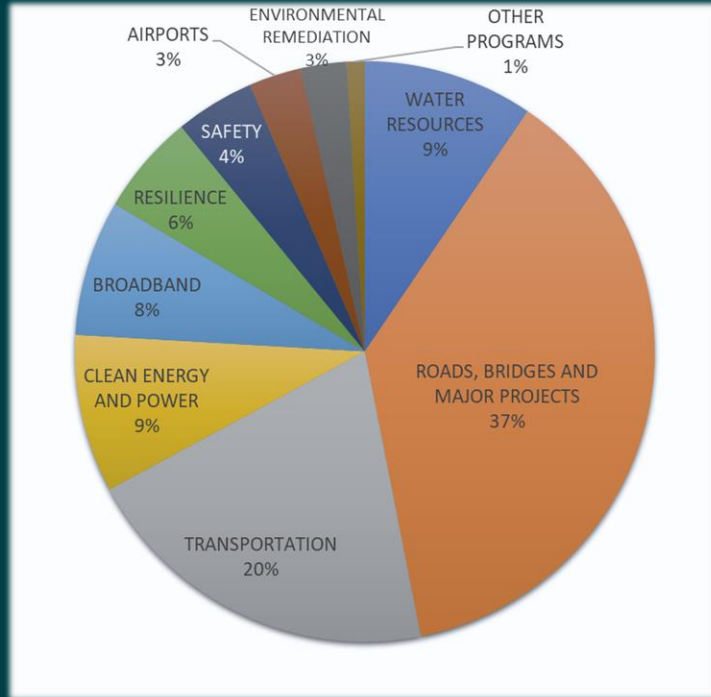
Heal the Bay

SAFE CLEAN WATER PROGRAM

An aerial photograph of a paved waterfront path at sunset. The path is wide and runs parallel to a large body of water. Several people are walking and cycling along the path. The low sun creates long, golden shadows of the people and cyclists on the pavement. The water is dark and calm, reflecting the light from the sky. The overall scene is peaceful and active.

Stormwater: Regional Issue; Regional Approach

Bi-Partisan Infrastructure Law



- Opportunity of a lifetime for federal infrastructure funding and collaboration
- Plan to invest \$1 trillion over 5 years (through FY 2026)

Longstanding Priorities



Local Share of
Funding



Economic
Development



State of Good
Repair



Cost-
Effectiveness



Regional / National
Significance



Project
Readiness



Partnerships

New Biden Administration Priorities



Resiliency /
Climate Change



Racial Equity



Rural
Communities



Planning & Public
Involvement



Multimodal
Transportation

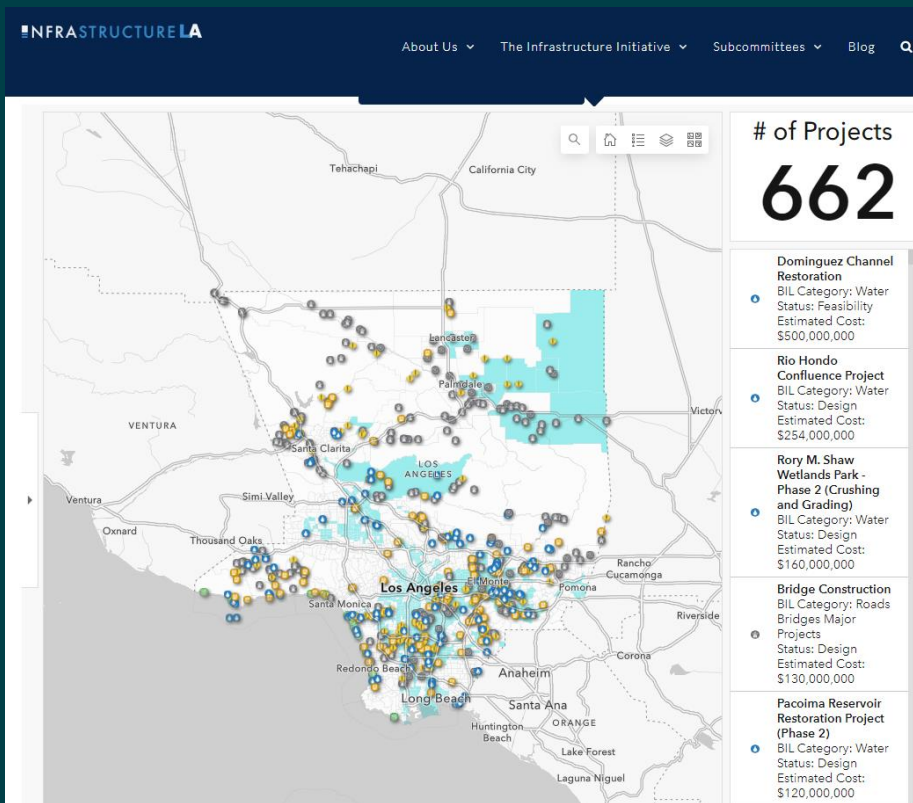
Image from InfrastructureLA presentation

Opportunities (and some requirements)

They are looking for multi-jurisdictional projects

- Application could come from
 - Bundle in the WASC
 - Council of Governments (COG)
 - Watershed Management Plan (WMP)
 - Joint Power Authority (JPA)
 - Cities
 - Industries
- There must be a match
- Looking for shovel readiness

INFRASTRUCTURELA – a collaborative platform



[Infrastructurela.org](https://infrastructurela.org)



Thank you!



How can we put our projects together to be more impactful?





Community Survey Preliminary Results

Nancy Shrodes, Watershed Coordinator



October 19, 2022

South Santa Monica Bay Watershed Area Steering Committee Meeting



Heal the Bay

WHAT DO YOU WANT TO SEE MORE OF IN YOUR COMMUNITY?

BIKE PATHS?



CLEANER BEACHES?



COMMUNITY GARDENS?



WALKING PATHS?



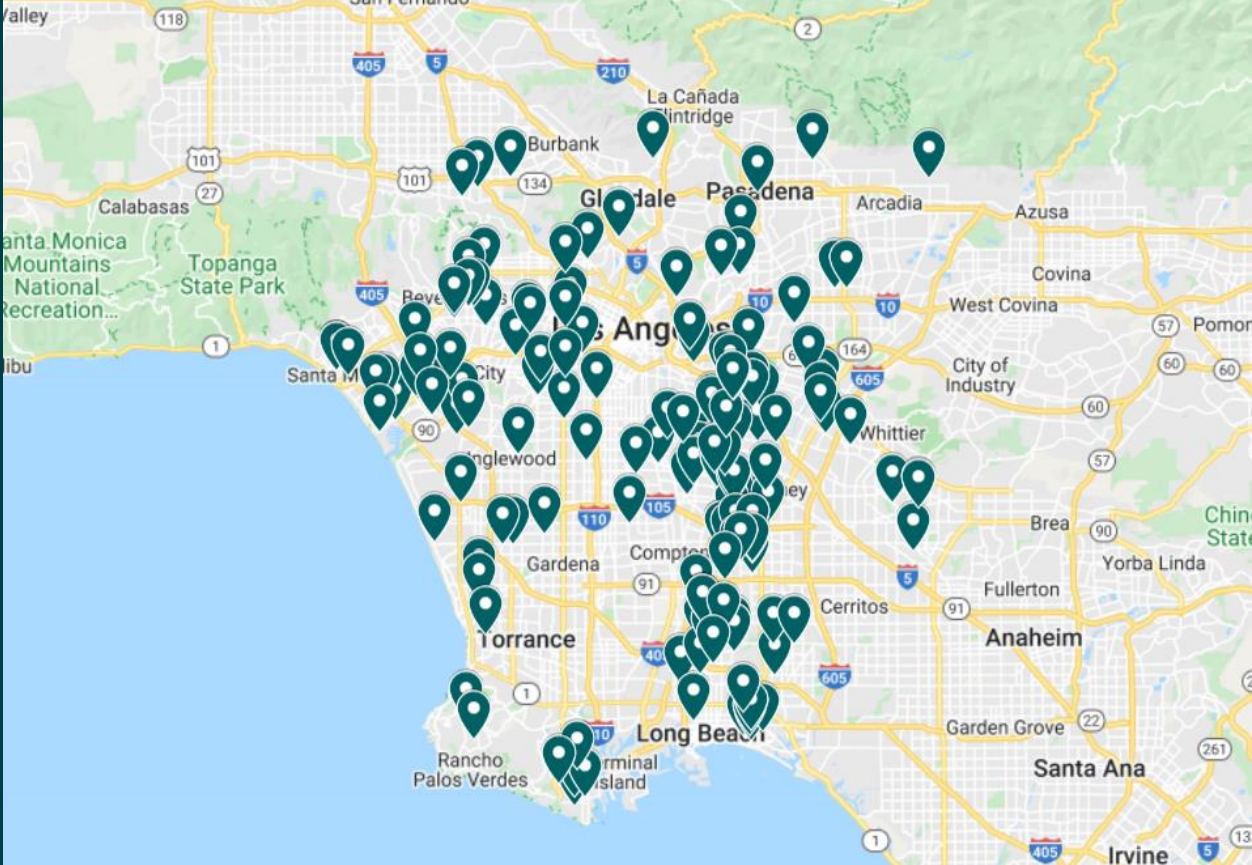
TREES?



TAKE THIS
SHORT SURVEY!

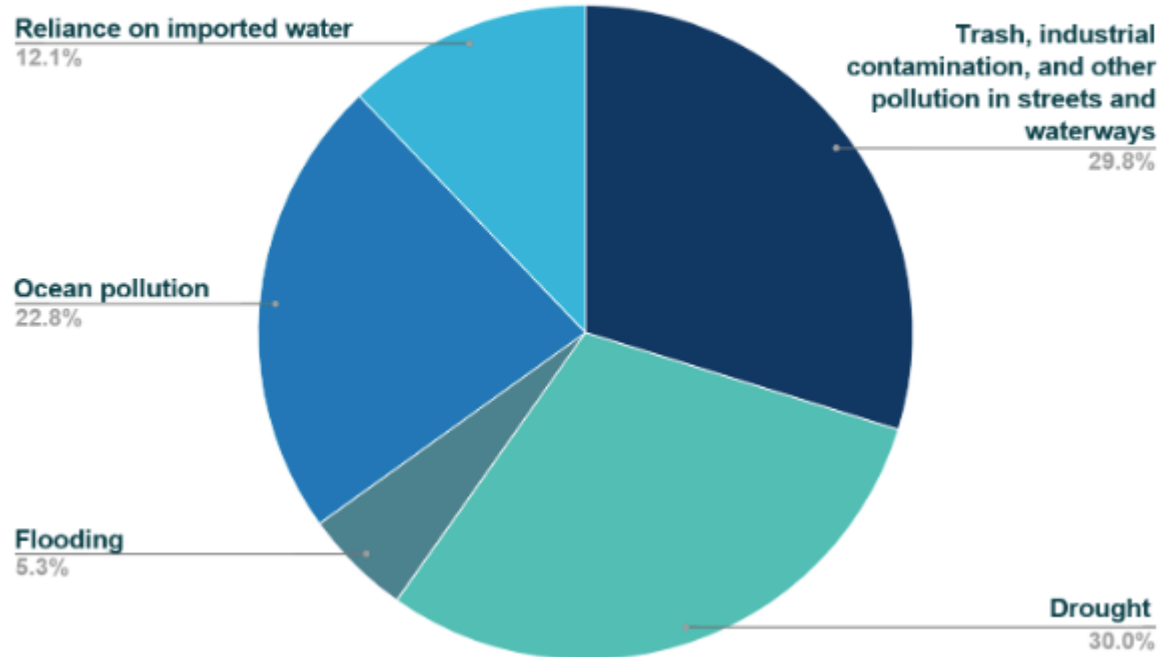


Geographic Distribution of Surveys



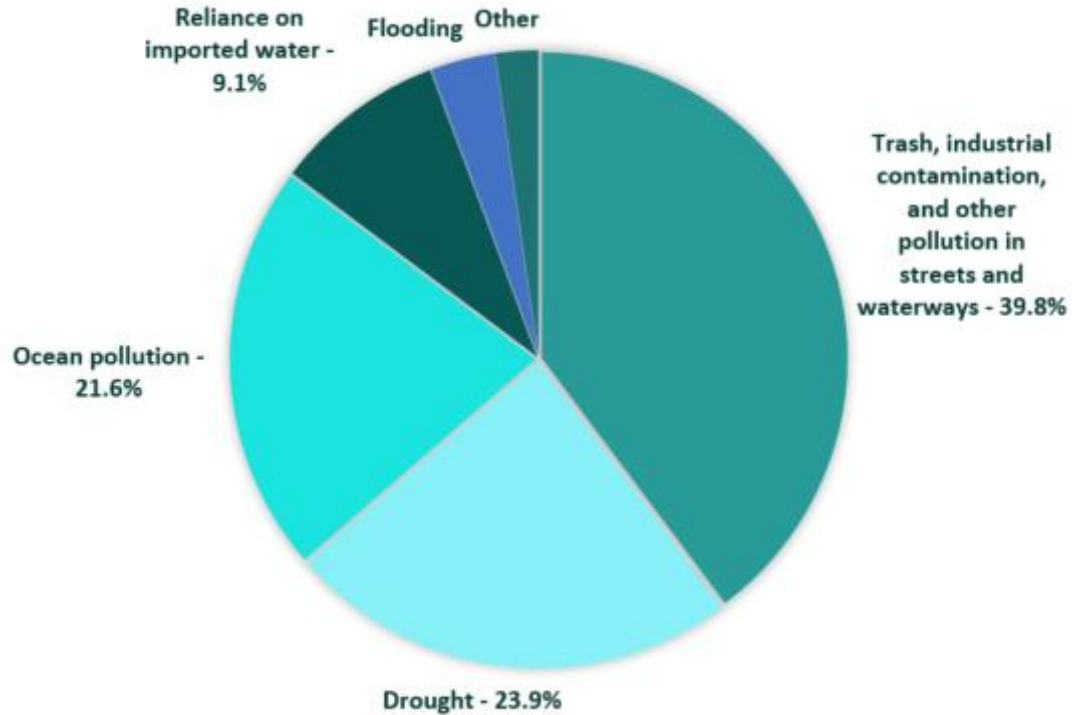
Question 1: What water-related issues are of greatest concern in your community? Choose up to 3.

The pie chart below uses all survey responses collected to date.





Question 1: What water-related issues are of greatest concern in your community? Choose up to three.



Question 2: What do you want to see more of in your community? Choose up to three.

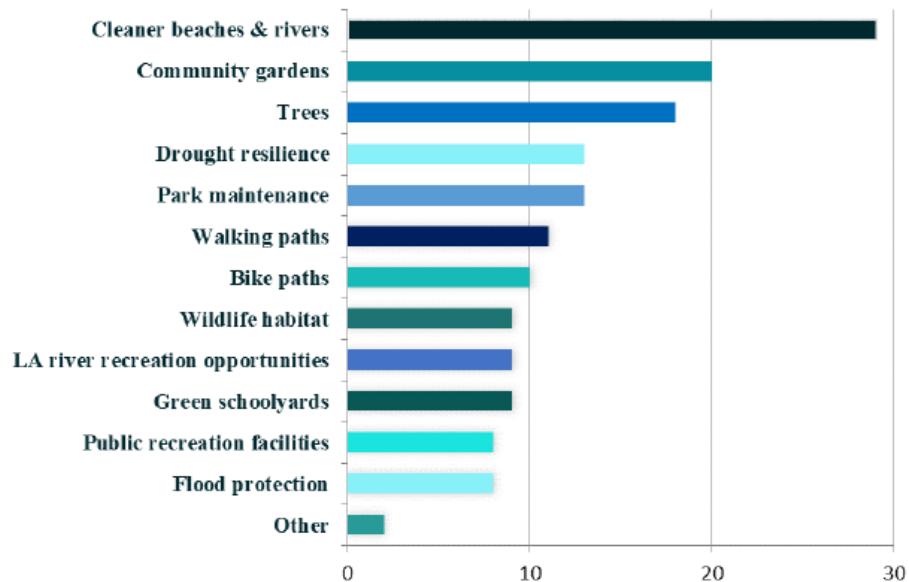


Figure 2: This bar chart represents what community members would like to see in their community. At the top of the list, we see clean beaches and rivers, at 29 answers (out of 159 responses from 41 surveys). The next highest include community gardens at 20 answers, trees at 18, drought resilience at 13 and park maintenance at 13. Note, some participants chose more than three answers.

Question 3: What is one **outdoor area** in your community that is in need of beautification or improvement? (Optional)

Need Identified	Number	Location
cleaner streets	12	Compton, Gardena, Wilmington
park maintenance	6	Compton, Hawthorne, Los Angeles
cleaner beaches	2	Torrance, San Pedro
cleaner parking lots	2	Wilmington, Hawthorne
cleaner train stations	1	Compton
cleaner railroad tracks	1	Gardena
Total responses:	24	

Figure 3: This table summarizes the 24 open-ended responses to this optional question. The top three categorical needs identified were cleaner streets, park maintenance, cleaner beaches, and cleaner parking lots.

Question 4: List three things you **like** about your community. (Optional)



Figure 4: The word cloud pictured above identifies the most common words used in the optional open-ended responses, with the top four most frequently used words of people, parks, cleanliness, and quietness. Community events called out by name are the wine festival, the jazz festival and air shows.

Thank You!



Heal the Bay



SAFE
CLEAN
WATER
PROGRAM